

TRAFFIC ANALYSIS REPORT

For Project: Hurworth Road East October 2020 3mph intervals
 Location/Name: Incoming Dir
 Report Generated: 04/11/2020 17:53:18
 Speed Intervals = 3 mph
 Time Intervals = 5 minutes

Traffic Report From 01/10/2020 00:15:00 through 01/11/2020 00:15:00

85th Percentile Speed = 32.7 mph
 85th Percentile Vehicles = 59,207 counts
 Max Speed = 66.0 mph on 13/10/2020 15:15:00
 Total Vehicles = 69,655 counts
 AADT: 2246.9

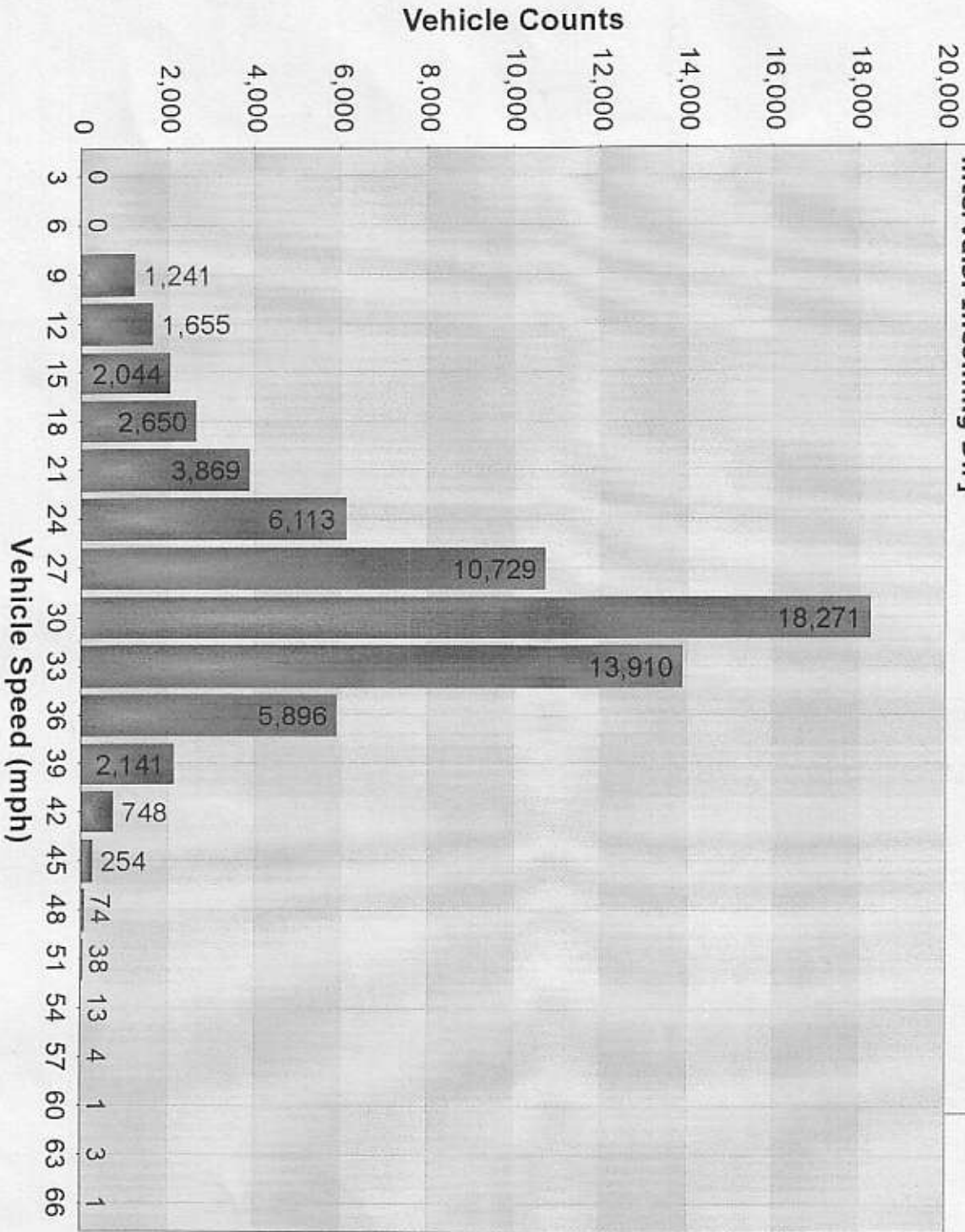
Volumes - weekly vehicle counts

Average Daily	Time	5 Day	7 Day
AM peak	8:00 to 9:00	181	145
PM peak	5:00 to 6:00	225	202

Speed
 Speed limit: 30 mph
 85th Percentile Speed: 32.7 mph
 Average Speed: 28.4 mph

	Monday	Tuesday	Wednesday	Thursday	Friday	Saturday	Sunday
Count over limit	2486	3351	3489	3563	3896	3712	2586
% over limit	27.0	35.0	36.0	28.9	30.9	39.7	37.6
Avg speeder	32.7	32.8	32.7	32.7	33.0	33.0	33.1

Vehicle Counts Vs. Speed [Hurworth Road East October 2020 3mph intervals: Incoming Dir]



69,655 Counts

TRAFFIC ANALYSIS REPORT

For Project: The Green West October 3mph intervals
 Location/Name: Incoming Dir
 Report Generated: 04/11/2020 17:57:31
 Speed Intervals = 3 mph
 Time Intervals = 5 minutes

Traffic Report From 01/10/2020 00:15:00 through 01/11/2020 00:15:00

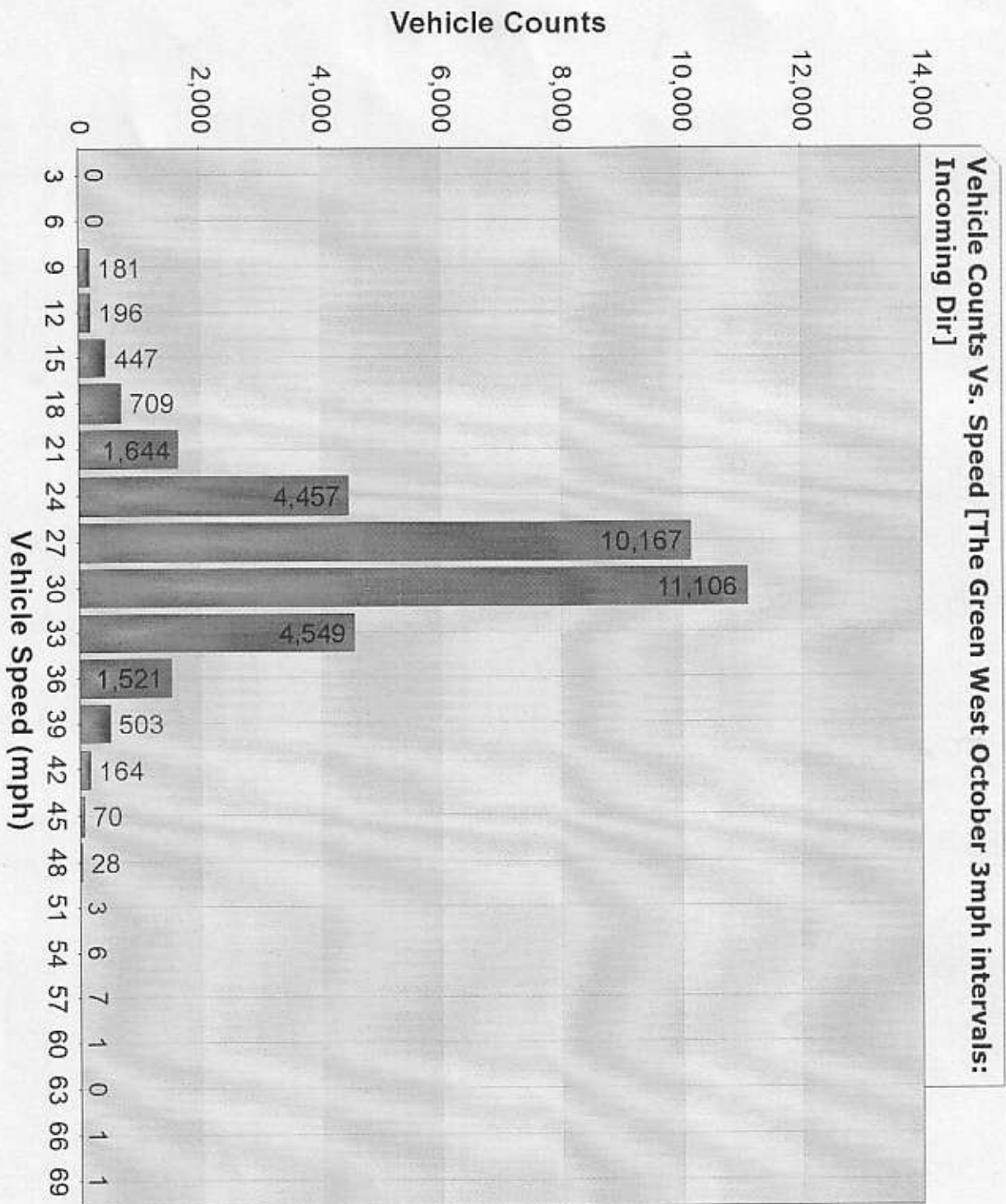
85th Percentile Speed = 31.0 mph
 85th Percentile Vehicles = 30,397 counts
 Max Speed = 69.0 mph on 07/10/2020 22:45:00
 Total Vehicles = 35,761 counts
 AADT: 1153.6

Volumes - weekly vehicle counts

Average Daily	Time	5 Day	7 Day
AM peak	8:00 to 9:00	1,239	1,151
PM peak	5:00 to 6:00	129	102
		91	85

Speed
 Speed limit: 30 mph
 85th Percentile Speed: 31.0 mph
 Average Speed: 28.2 mph

	Monday	Tuesday	Wednesday	Thursday	Friday	Saturday	Sunday
Count over limit	863	850	941	1111	1227	1102	760
% over limit	18.3	17.5	18.7	17.8	18.9	22.8	21.2
Avg speeder	32.6	32.4	32.6	32.5	32.6	32.6	32.7



35,761 Counts

TRAFFIC ANALYSIS REPORT

For Project: Steel Bridge West October 3mph intervals

Location/Name: Incoming Dir

Report Generated: 04/11/2020 17:59:25

Speed Intervals = 3 mph

Time Intervals = 5 minutes

Traffic Report From 01/10/2020 00:15:00 through 01/11/2020 00:15:00

85th Percentile Speed = 31.6 mph

85th Percentile Vehicles = 22,227 counts

Max Speed = 63.0 mph on 11/10/2020 20:00:00

Total Vehicles = 26,149 counts

AADT: 843.5

Volumes - weekly vehicle counts

Average Daily	Time	5 Day	7 Day
AM peak	8:00 to 9:00	898	841
PM peak	5:00 to 6:00	71	66

Speed

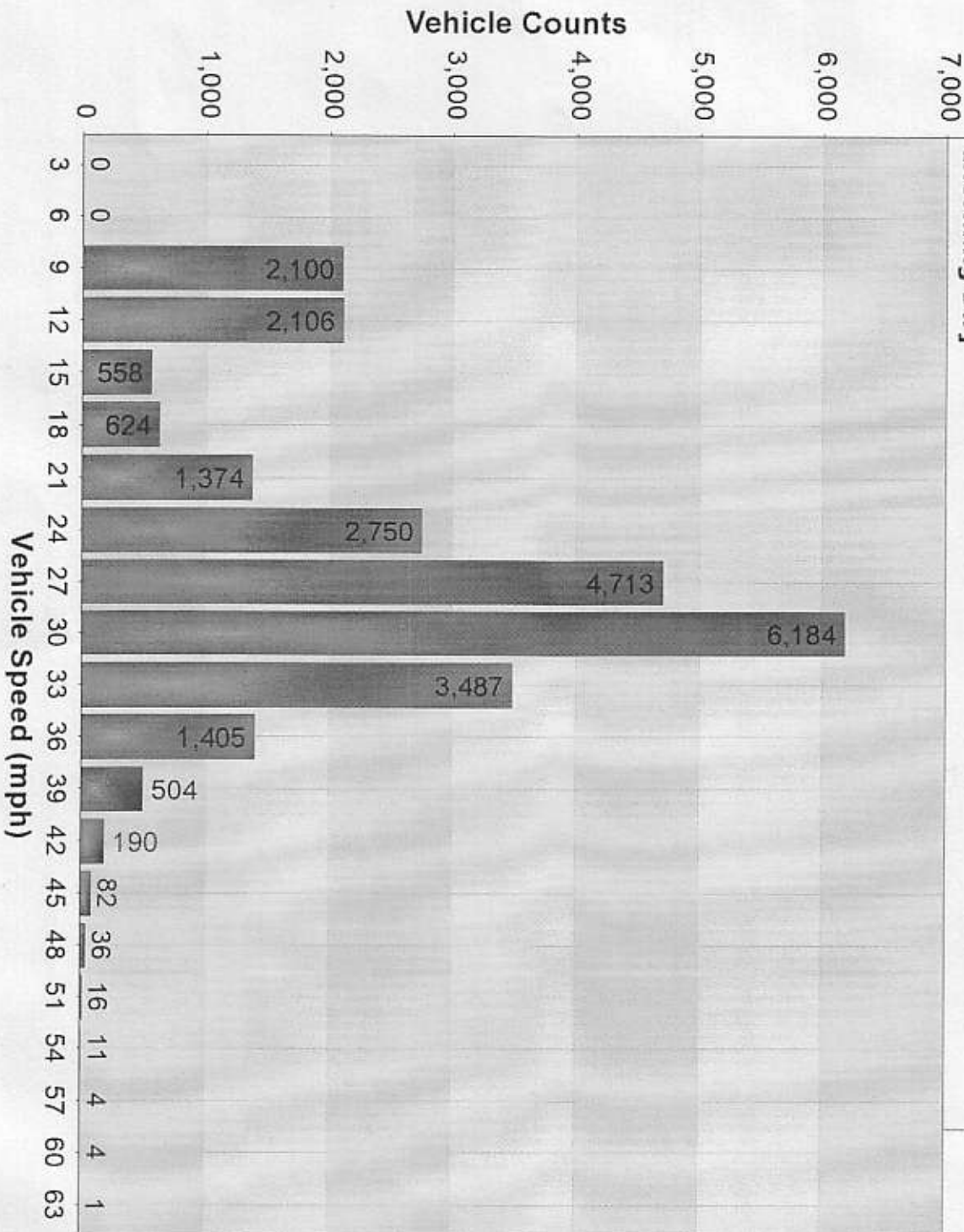
Speed limit: 30 mph

85th Percentile Speed: 31.6 mph

Average Speed: 25.7 mph

	Monday	Tuesday	Wednesday	Thursday	Friday	Saturday	Sunday
Count over limit	762	754	820	962	1124	765	553
% over limit	22.8	21.5	22.5	20.7	23.9	21.7	19.9
Avg speeder	33.2	32.8	32.8	33.1	32.9	33.2	32.8

Vehicle Counts Vs. Speed [Steel Bridge West October 3mph intervals:
Incoming Dir]



26,149 Counts