

TRAFFIC ANALYSIS REPORT

For Project: Roundhill Road incoming December 2019 (roadworks)

Location/Name: Incoming Dir

Report Generated: 02/01/2020 08:39:01

Speed Intervals = 5 mph

Time Intervals = 5 minutes

Traffic Report From 01/12/2019 00:15:00 through 01/01/2020 00:15:00

85th Percentile Speed = 28.5 mph

85th Percentile Vehicles = 40,774 counts

Max Speed = 60.0 mph on 22/12/2019 22:30:00

Total Vehicles = 47,970 counts

AADT: 1547.4

Volumes - weekly vehicle counts

Average Daily	Time	5 Day	7 Day
AM peak	8:00 to 9:00	1,660	1,551
PM peak	5:00 to 6:00	142	126

Speed

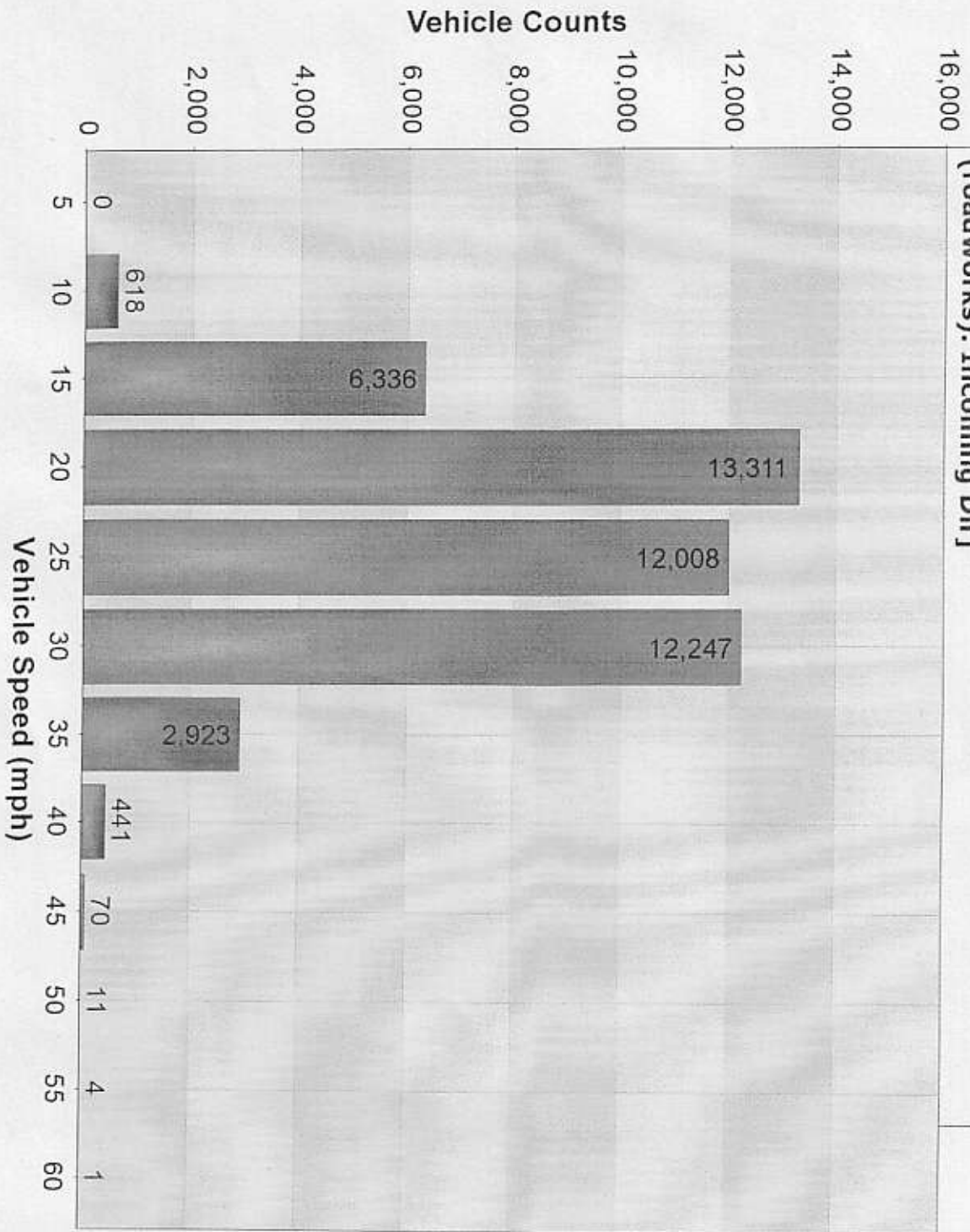
Speed limit: 30 mph

85th Percentile Speed: 28.5 mph

Average Speed: 24.2 mph

	Monday	Tuesday	Wednesday	Thursday	Friday	Saturday	Sunday
Count over limit	631	589	353	317	414	454	692
% over limit	7.4	7.1	5.7	4.8	5.9	8.2	11.7
Avg speeder	32.9	32.8	33.1	32.9	32.8	32.9	33.0

Vehicle Counts Vs. Speed [Roundhill Road incoming December 2019
(roadworks): Incoming Dir.]



47,970 Counts

TRAFFIC ANALYSIS REPORT

For Project: Hurworth Road outgoing December 2019
 Location/Name: Incoming Dir
 Report Generated: 02/01/2020 08:52:53
 Speed Intervals = 5 mph
 Time Intervals = 5 minutes

Traffic Report From 01/12/2019 00:15:00 through 16/12/2019 00:15:00

85th Percentile Speed = 33.7 mph
 85th Percentile Vehicles = 31,192 counts
 Max Speed = 70.0 mph on 07/12/2019 22:30:00
 Total Vehicles = 36,697 counts
 AADT: 2446.5

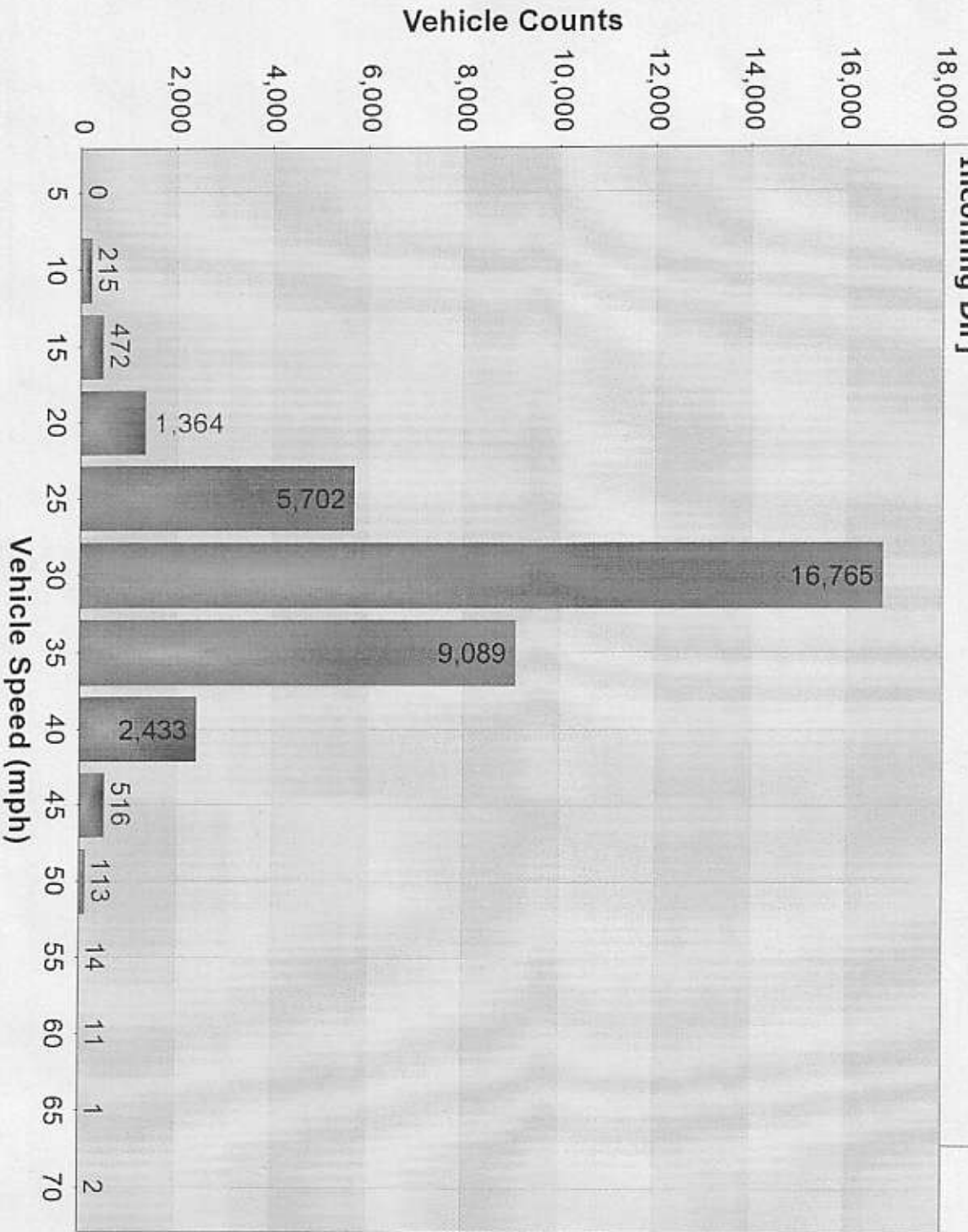
Volumes - weekly vehicle counts

Average Daily	Time	5 Day	7 Day
AM peak	8:00 to 9:00	304	243
PM peak	5:00 to 6:00	233	202

Speed
 Speed limit: 30 mph
 85th Percentile Speed: 33.7 mph
 Average Speed: 30.7 mph

	Monday	Tuesday	Wednesday	Thursday	Friday	Saturday	Sunday
Count over limit	1861	1761	1799	1217	1760	1658	2123
% over limit	34.9	33.9	32.5	22.4	30.3	38.3	42.0
Avg speeder	33.6	33.4	33.5	33.5	33.5	33.9	33.9

**Vehicle Counts Vs. Speed [Hurworth Road outgoing Decemberr 2019:
Incoming Dir]**



36,697 Counts

TRAFFIC ANALYSIS REPORT

For Project: Hurworth Road Incoming December 2019
 Location/Name: Incoming Dir
 Report Generated: 02/01/2020 08:50:09
 Speed Intervals = 5 mph
 Time Intervals = 5 minutes

Traffic Report From 16/12/2019 00:15:00 through 01/01/2020 00:15:00

85th Percentile Speed = 33.7 mph
 85th Percentile Vehicles = 30,909 counts
 Max Speed = 70.0 mph on 30/12/2019 01:00:00
 Total Vehicles = 36,363 counts
 AADT: 2272.7

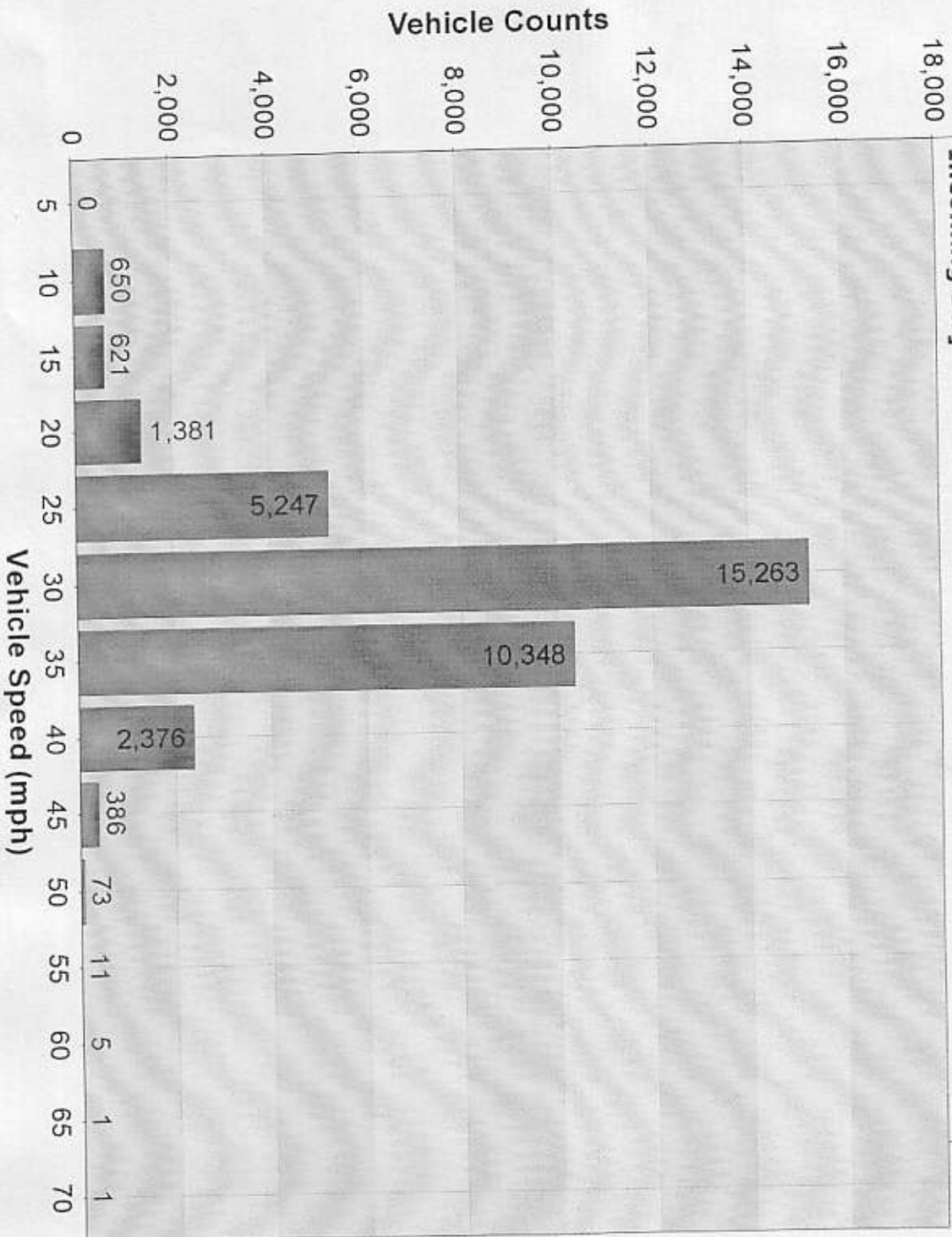
Volumes - weekly vehicle counts

Average Daily	Time	5 Day	7 Day
AM peak	8:00 to 9:00	169	138
PM peak	5:00 to 6:00	178	161

Speed
 Speed limit: 30 mph
 85th Percentile Speed: 33.7 mph
 Average Speed: 30.6 mph

	Monday	Tuesday	Wednesday	Thursday	Friday	Saturday	Sunday
Count over limit	2823	2710	1220	1390	1694	1607	1757
% over limit	36.2	39.2	28.9	30.4	33.2	38.7	48.8
Avg speeder	33.4	33.4	33.4	33.1	33.2	33.3	33.4

**Vehicle Counts Vs. Speed [Hurworth Road incoming December 2019:
Incoming Dir]**



36,363 Counts