

October Traffic Statistics:

## TRAFFIC ANALYSIS REPORT

For Project: Green-Oct-2021

Project Notes/Address:

Location/Name: Incoming

Report Generated: 02/11/2021 13:34:32

Speed Intervals = 3 MPH

Time Intervals = 5 minutes

Traffic Report From 30/09/2021 23:00:00 through 31/10/2021 11:59:59

85th Percentile Speed = 30.4 MPH

85th Percentile Vehicles = 31,503 counts

Max Speed = 57.0 MPH on 06/10/2021 19:50:00

Total Vehicles = 37,062 counts

AADT: 1213.5

### Volumes - weekly vehicle counts

	Time	5 Day	7 Day
Average Daily		1,262	1,167
AM peak	8:00 to 9:00	143	115
PM peak	3:00 to 4:00	114	103

### Speed

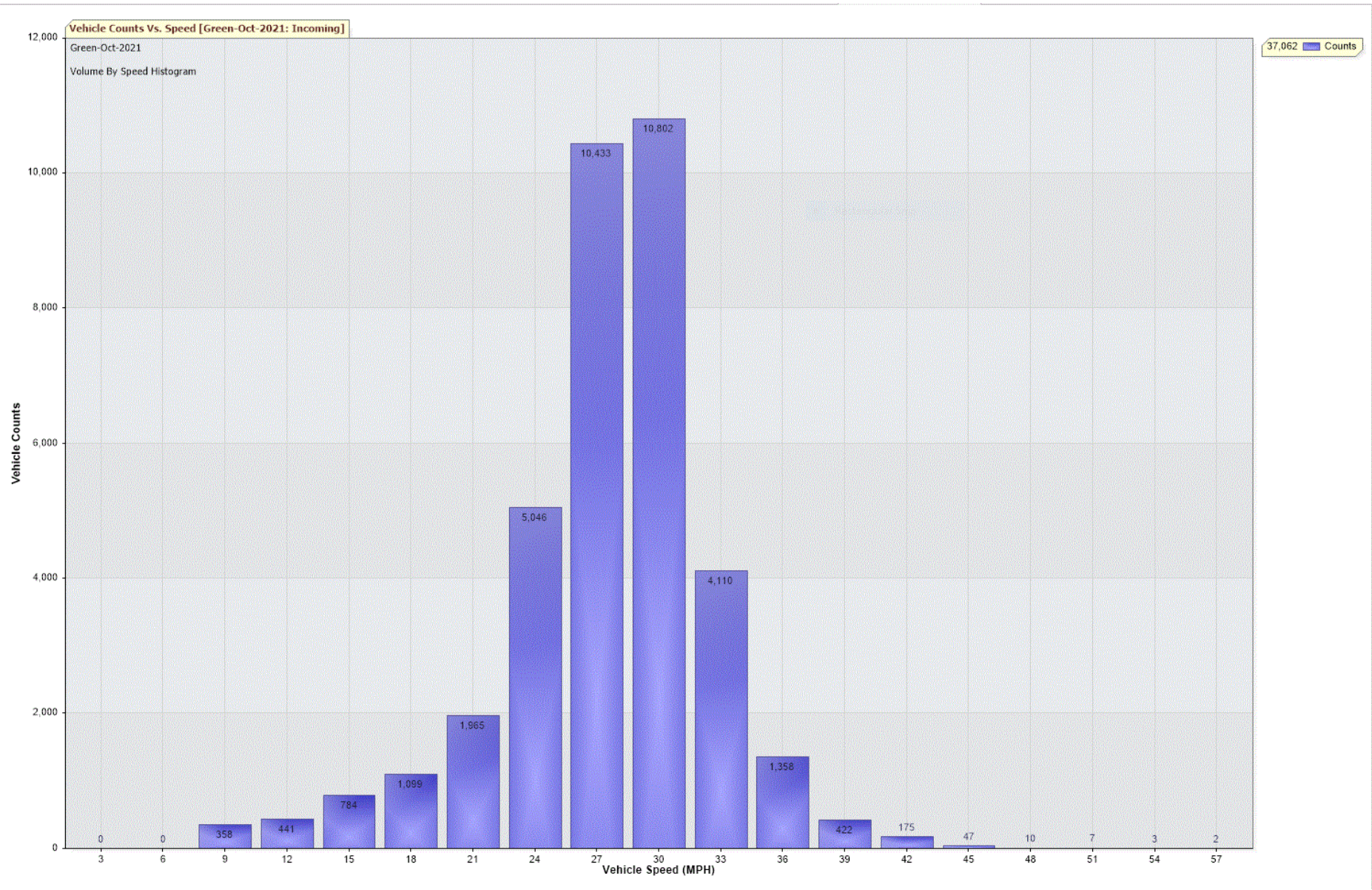
Speed limit: 30 MPH

85th Percentile Speed: 30.4 MPH

Average Speed: 26.0 MPH

	Monday	Tuesday	Wednesday	Thursday	Friday	Saturday	Sunday
Count over limit	812	644	796	818	1192	1102	770
% over limit	16.6	13.0	14.9	15.2	16.6	20.7	19.3
Avg speeder	33.0	32.9	33.0	32.9	32.9	33.2	33.0







## TRAFFIC ANALYSIS REPORT

For Project: Hurworth-Road-Oct-2021

Project Notes/Address:

Location/Name: Incoming

Report Generated: 02/11/2021 13:12:05

Speed Intervals = 3 MPH

Time Intervals = 5 minutes

Traffic Report From 30/09/2021 23:00:00 through 31/10/2021 11:59:59

85th Percentile Speed = 32.0 MPH

85th Percentile Vehicles = 54,573 counts

Max Speed = 51.0 MPH on 02/10/2021 06:20:00

Total Vehicles = 64,204 counts

AADT: 2102.2

Volumes - weekly vehicle counts

	Time	5 Day	7 Day
Average Daily		2,182	2,023
AM peak	8:00 to 9:00	185	153
PM peak	3:00 to 4:00	224	206

Speed

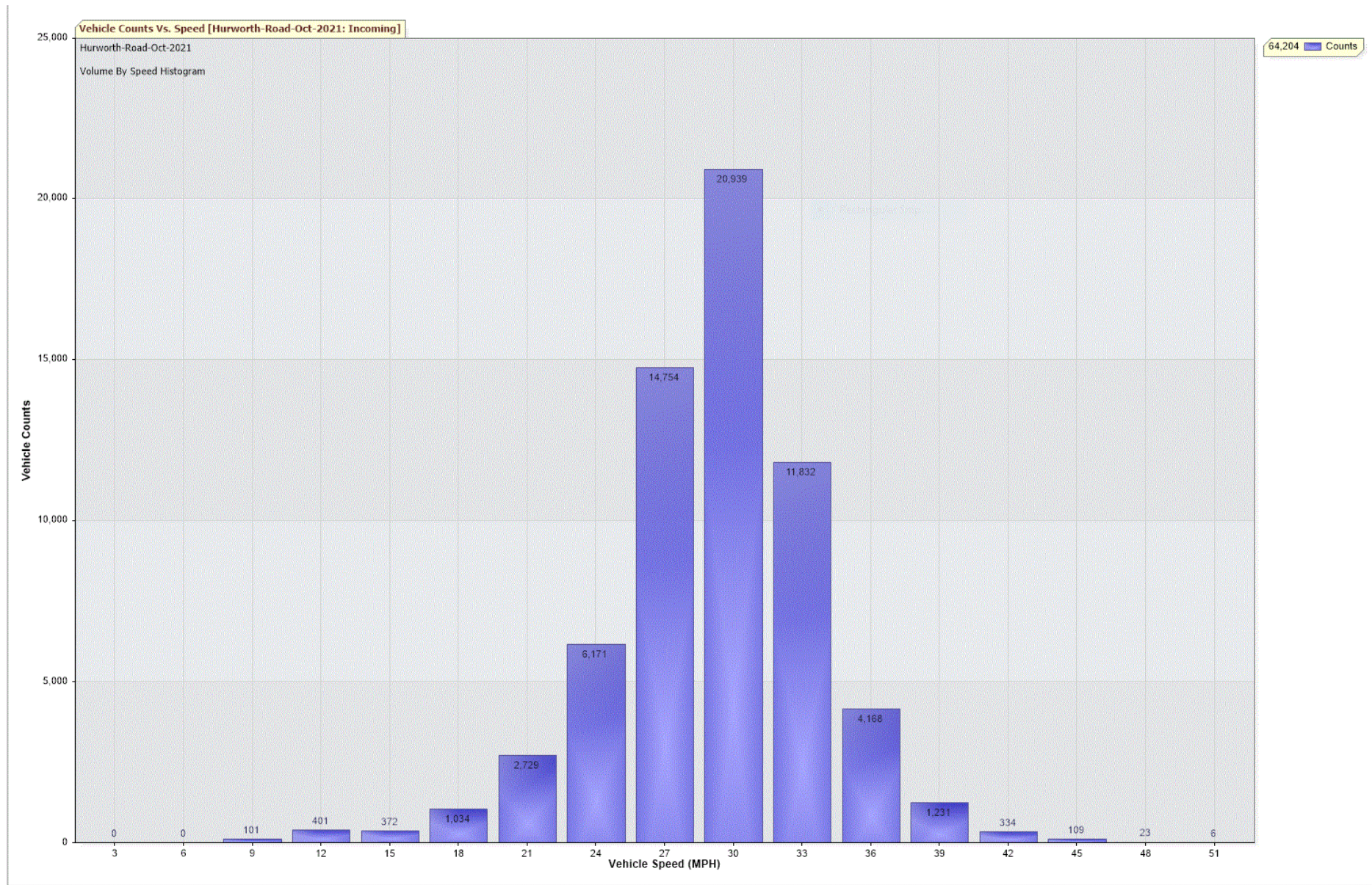
Speed limit: 30 MPH

85th Percentile Speed: 32.0 MPH

Average Speed: 27.6 MPH

	Monday	Tuesday	Wednesday	Thursday	Friday	Saturday	Sunday
Count over limit	1761	2177	2396	2482	3327	3280	2280
% over limit	20.4	24.8	26.1	27.0	27.4	34.1	34.1
Avg speeder	32.9	32.8	32.8	32.7	32.9	33.1	33.1







## TRAFFIC ANALYSIS REPORT

For Project: Linden-Court-Oct-2021

Project Notes/Address:

Location/Name: Incoming

Report Generated: 02/11/2021 13:16:57

Speed Intervals = 3 MPH

Time Intervals = 5 minutes

Traffic Report From 30/09/2021 23:00:00 through 31/10/2021 11:59:59

85th Percentile Speed = 32.0 MPH

85th Percentile Vehicles = 113,880 counts

Max Speed = 63.0 MPH on 24/10/2021 19:25:00

Total Vehicles = 133,976 counts

AADT: 4386.7

Volumes - weekly vehicle counts

	Time	5 Day	7 Day
Average Daily		4,508	4,221
AM peak	8:00 to 9:00	414	347
PM peak	5:00 to 6:00	360	330

Speed

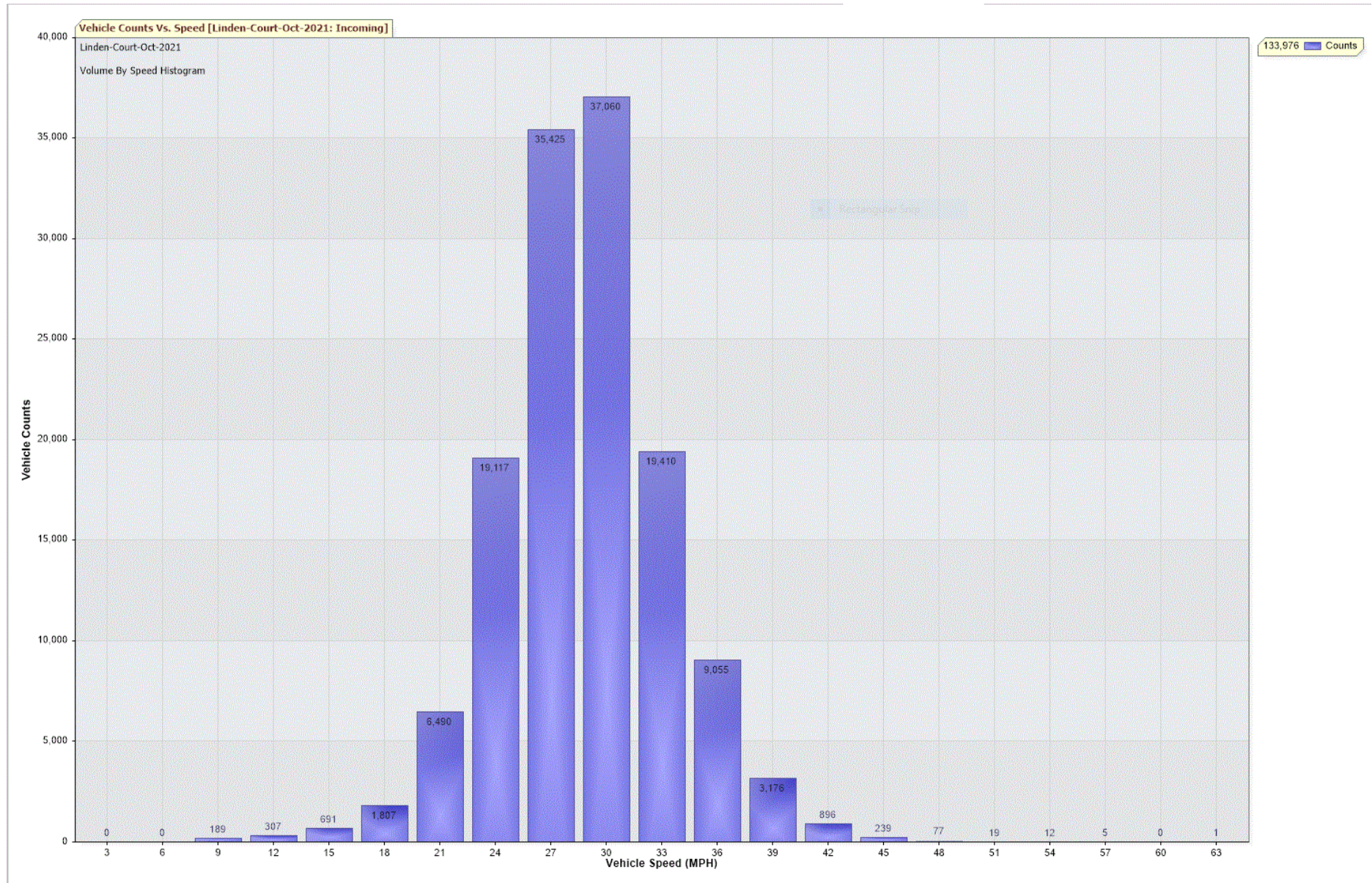
Speed limit: 30 MPH

85th Percentile Speed: 32.0 MPH

Average Speed: 27.3 MPH

	Monday	Tuesday	Wednesday	Thursday	Friday	Saturday	Sunday
Count over limit	4529	4050	4467	4699	5749	5318	4078
% over limit	25.0	22.6	23.4	24.8	23.2	26.0	27.9
Avg speeder	33.3	33.2	33.2	33.3	33.3	33.3	33.4







## TRAFFIC ANALYSIS REPORT

For Project: Metal-Bridge-Oct-2021

Project Notes/Address:

Location/Name: Incoming

Report Generated: 02/11/2021 13:20:00

Speed Intervals = 3 MPH

Time Intervals = 5 minutes

Traffic Report From 30/09/2021 23:00:00 through 31/10/2021 11:59:59

85th Percentile Speed = 31.7 MPH

85th Percentile Vehicles = 22,440 counts

Max Speed = 63.0 MPH on 18/10/2021 16:55:00

Total Vehicles = 26,400 counts

AADT: 864.4

Volumes - weekly vehicle counts

	Time	5 Day	7 Day
Average Daily		898	832
AM peak	8:00 to 9:00	112	90
PM peak	3:00 to 4:00	93	82

Speed

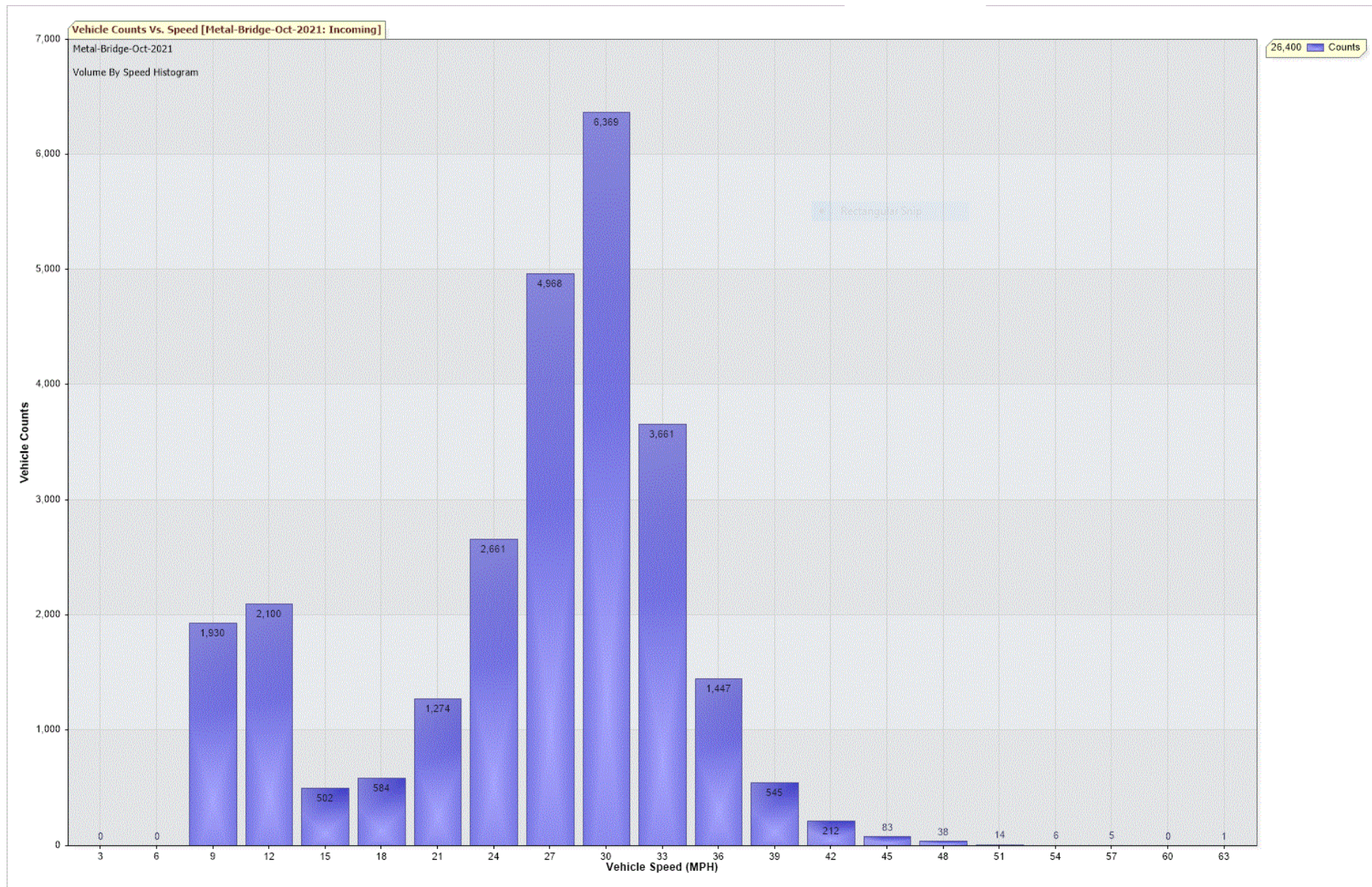
Speed limit: 30 MPH

85th Percentile Speed: 31.7 MPH

Average Speed: 24.5 MPH

	Monday	Tuesday	Wednesday	Thursday	Friday	Saturday	Sunday
Count over limit	843	759	889	889	1164	856	612
% over limit	23.5	21.0	23.8	23.3	23.3	22.9	20.9
Avg speeder	33.5	33.3	33.3	33.3	33.5	33.8	33.3







## TRAFFIC ANALYSIS REPORT

For Project: Roundhill-Road-Oct-2021

Project Notes/Address:

Location/Name: Incoming

Report Generated: 02/11/2021 17:35:36

Speed Intervals = 3 MPH

Time Intervals = 5 minutes

Traffic Report From 30/09/2021 00:00:00 through 30/10/2021 23:59:59

85th Percentile Speed = 25.9 MPH

85th Percentile Vehicles = 38,081 counts

Max Speed = 51.0 MPH on 22/10/2021 20:40:00

Total Vehicles = 44,801 counts

AADT: 1445.2

Volumes - weekly vehicle counts

	Time	5 Day	7 Day
Average Daily		1,457	1,404
AM peak	8:00 to 9:00	152	124
PM peak	3:00 to 4:00	143	130

Speed

Speed limit: 30 MPH

85th Percentile Speed: 25.9 MPH

Average Speed: 22.2 MPH

	Monday	Tuesday	Wednesday	Thursday	Friday	Saturday	Sunday
Count over limit	95	101	70	105	124	154	92
% over limit	1.4	1.6	1.4	1.3	1.7	2.2	2.0
Avg speeder	32.5	32.6	33.0	32.9	32.8	33.0	32.8



