

September 2023 Traffic Statistics:

## TRAFFIC ANALYSIS REPORT

For Project: Green-Sept-2023

Project Notes/Address:

Location/Name: Incoming

Report Generated: 04/10/2023 12:09:32

Speed Intervals = 3 MPH

Time Intervals = 5 minutes

Traffic Report From 31/08/2023 23:00:00 through 30/09/2023 23:59:59

85th Percentile Speed = 31.3 MPH

85th Percentile Vehicles = 32,193 counts

Max Speed = 72.0 MPH on 21/09/2023 23:45:00

Total Vehicles = 37,874 counts

AADT: 1260.7

Volumes - weekly vehicle counts

	Time	5 Day	7 Day
Average Daily		1,303	1,222
AM peak	8:00 to 9:00	168	135
PM peak	3:00 to 4:00	113	104

Speed

Speed limit: 30 MPH

85th Percentile Speed: 31.3 MPH

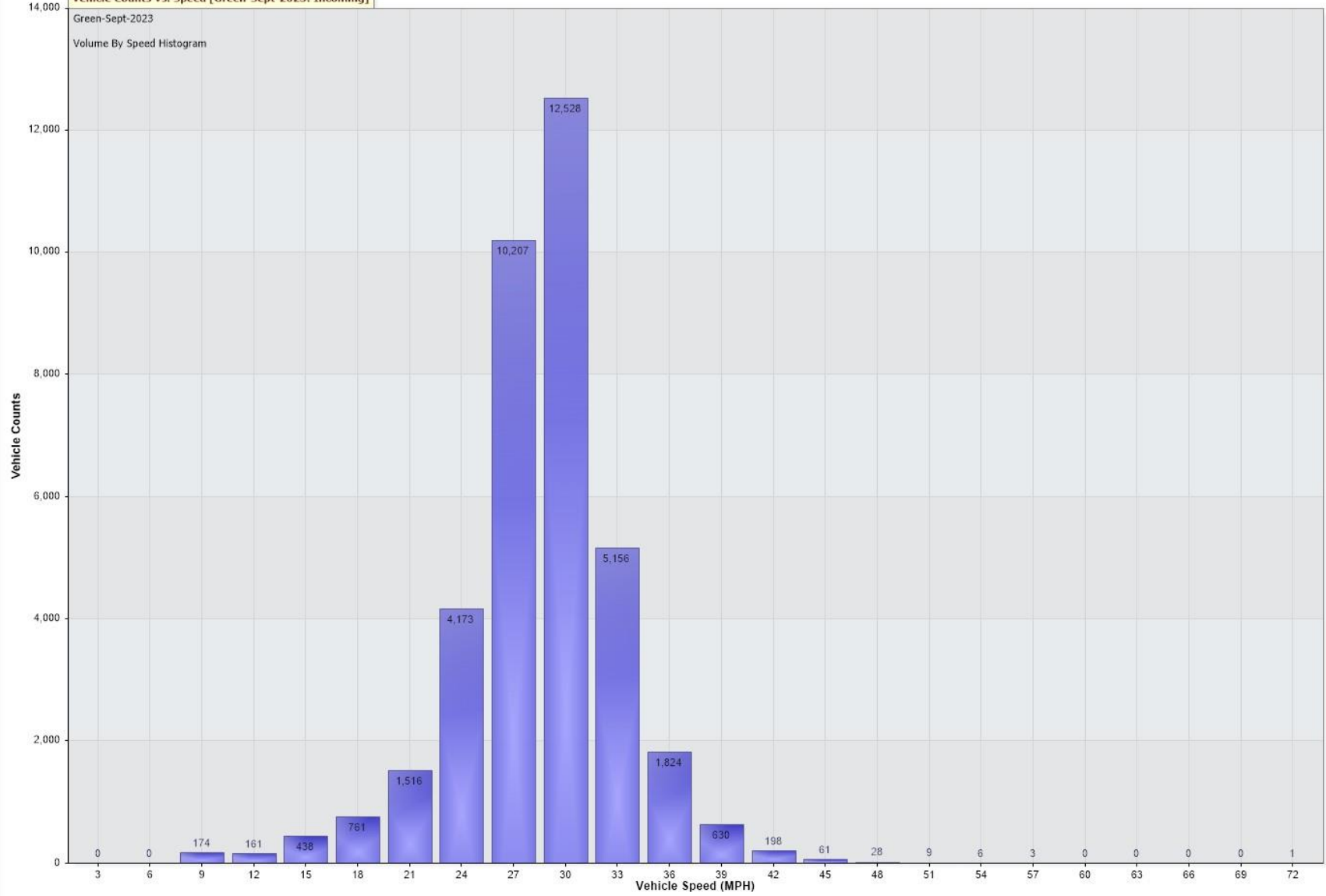
Average Speed: 27.0 MPH

	Monday	Tuesday	Wednesday	Thursday	Friday	Saturday	Sunday
Count over limit	1000	1079	1147	1185	1359	1290	856
% over limit	19.9	20.3	20.6	20.9	19.3	23.8	22.3
Avg speeder	33.0	33.1	33.1	32.9	33.1	33.2	33.2

Vehicle Counts Vs. Speed [Green-Sept-2023: Incoming]

Green-Sept-2023  
Volume By Speed Histogram

37,874 Counts



## TRAFFIC ANALYSIS REPORT

For Project: Hurworth-Road-Sept-2023

Project Notes/Address:

Location/Name: Incoming

Report Generated: 04/10/2023 12:14:06

Speed Intervals = 3 MPH

Time Intervals = 5 minutes

Traffic Report From 31/08/2023 23:00:00 through 30/09/2023 23:59:59

85th Percentile Speed = 31.5 MPH

85th Percentile Vehicles = 56,493 counts

Max Speed = 54.0 MPH on 10/09/2023 16:00:00

Total Vehicles = 66,462 counts

AADT: 2212.3

Volumes - weekly vehicle counts

	Time	5 Day	7 Day
Average Daily		2,277	2,147
AM peak	8:00 to 9:00	203	164
PM peak	4:00 to 5:00	234	214

Speed

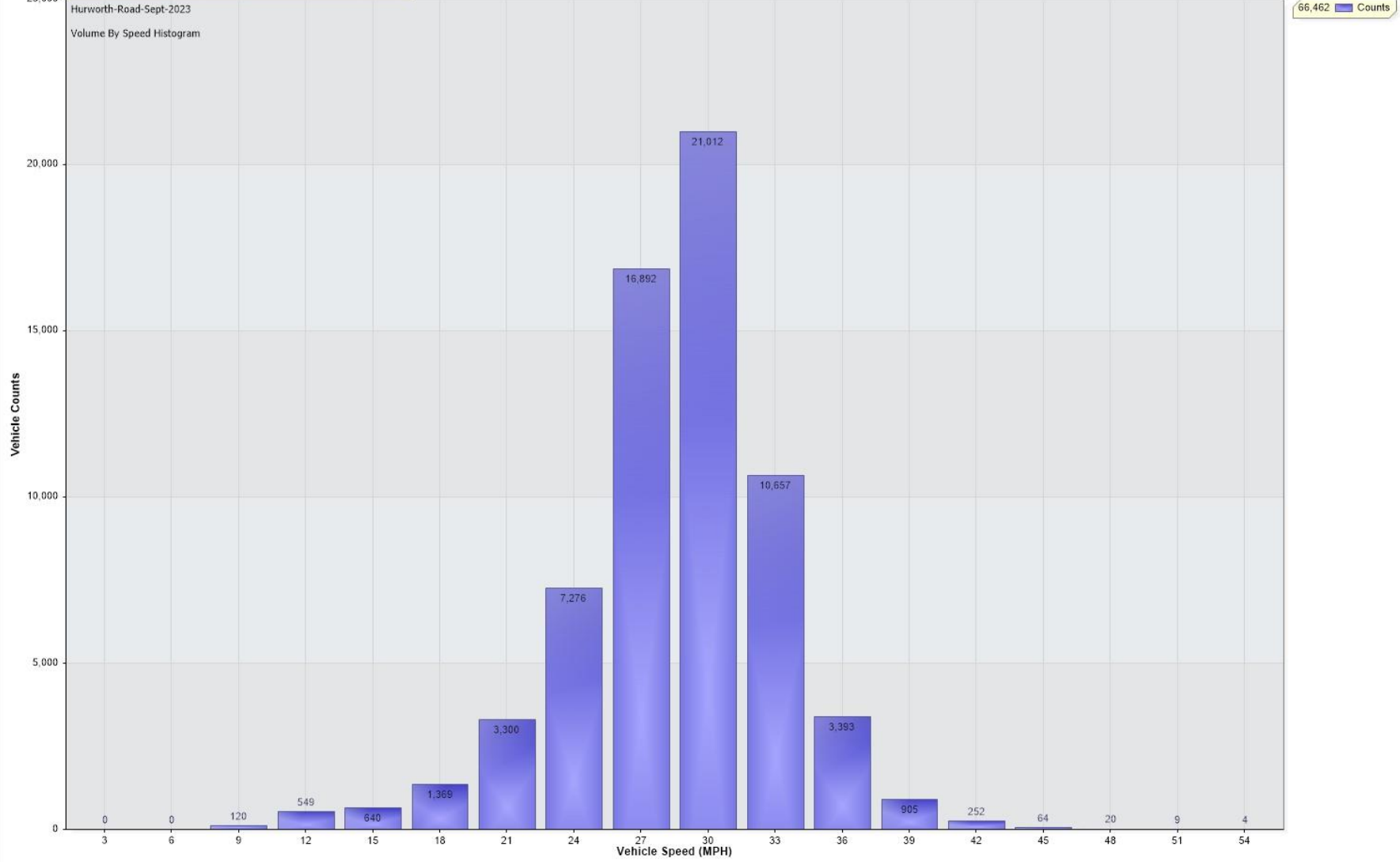
Speed limit: 30 MPH

85th Percentile Speed: 31.5 MPH

Average Speed: 27.0 MPH

	Monday	Tuesday	Wednesday	Thursday	Friday	Saturday	Sunday
Count over limit	1885	1970	1987	1781	2752	2774	2155
% over limit	21.1	20.8	20.8	17.9	22.8	28.8	31.3
Avg speeder	32.8	32.7	32.8	32.6	32.7	32.8	32.8

Vehicle Counts Vs. Speed [Hurworth-Road-Sept-2023: Incoming]



## TRAFFIC ANALYSIS REPORT

For Project: Linden-Court-Sept-2023

Project Notes/Address:

Location/Name: Incoming

Report Generated: 04/10/2023 12:18:57

Speed Intervals = 3 MPH

Time Intervals = 5 minutes

Traffic Report From 31/08/2023 23:00:00 through 30/09/2023 23:59:59

85th Percentile Speed = 33.0 MPH

85th Percentile Vehicles = 117,700 counts

Max Speed = 63.0 MPH on 03/09/2023 08:35:00

Total Vehicles = 138,471 counts

AADT: 4609.3

Volumes - weekly vehicle counts

	Time	5 Day	7 Day
Average Daily		4,645	4,463
AM peak	8:00 to 9:00	457	397
PM peak	4:00 to 5:00	394	352

Speed

Speed limit: 30 MPH

85th Percentile Speed: 33.0 MPH

Average Speed: 28.0 MPH

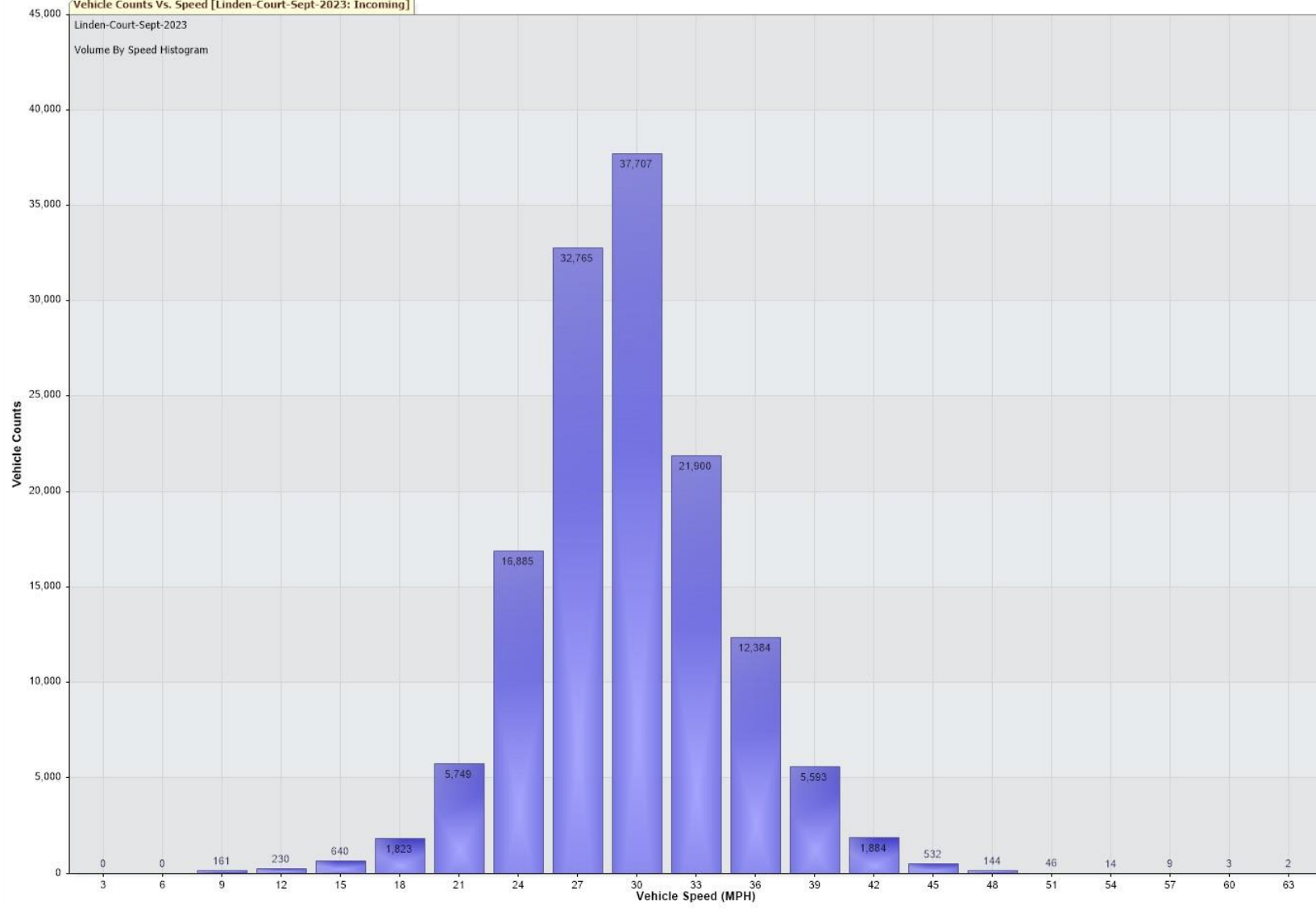
	Monday	Tuesday	Wednesday	Thursday	Friday	Saturday	Sunday
Count over limit	5558	5544	5780	5841	7734	7020	5034
% over limit	30.7	29.7	29.6	29.7	29.6	32.5	34.0
Avg speeder	33.8	33.8	33.7	33.8	33.8	33.8	33.9

Vehicle Counts Vs. Speed [Linden-Court-Sept-2023: Incoming]

Linden-Court-Sept-2023

Volume By Speed Histogram

138,471 Counts





## TRAFFIC ANALYSIS REPORT

For Project: Metal-Bridge-Sept-2023

Project Notes/Address:

Location/Name: Incoming

Report Generated: 04/10/2023 12:22:40

Speed Intervals = 3 MPH

Time Intervals = 5 minutes

Traffic Report From 31/08/2023 23:00:00 through 30/09/2023 23:59:59

85th Percentile Speed = 31.8 MPH

85th Percentile Vehicles = 23,483 counts

Max Speed = 66.0 MPH on 02/09/2023 21:10:00

Total Vehicles = 27,627 counts

AADT: 919.6

Volumes - weekly vehicle counts

	Time	5 Day	7 Day
Average Daily		940	892
AM peak	8:00 to 9:00	132	106
PM peak	3:00 to 4:00	93	83

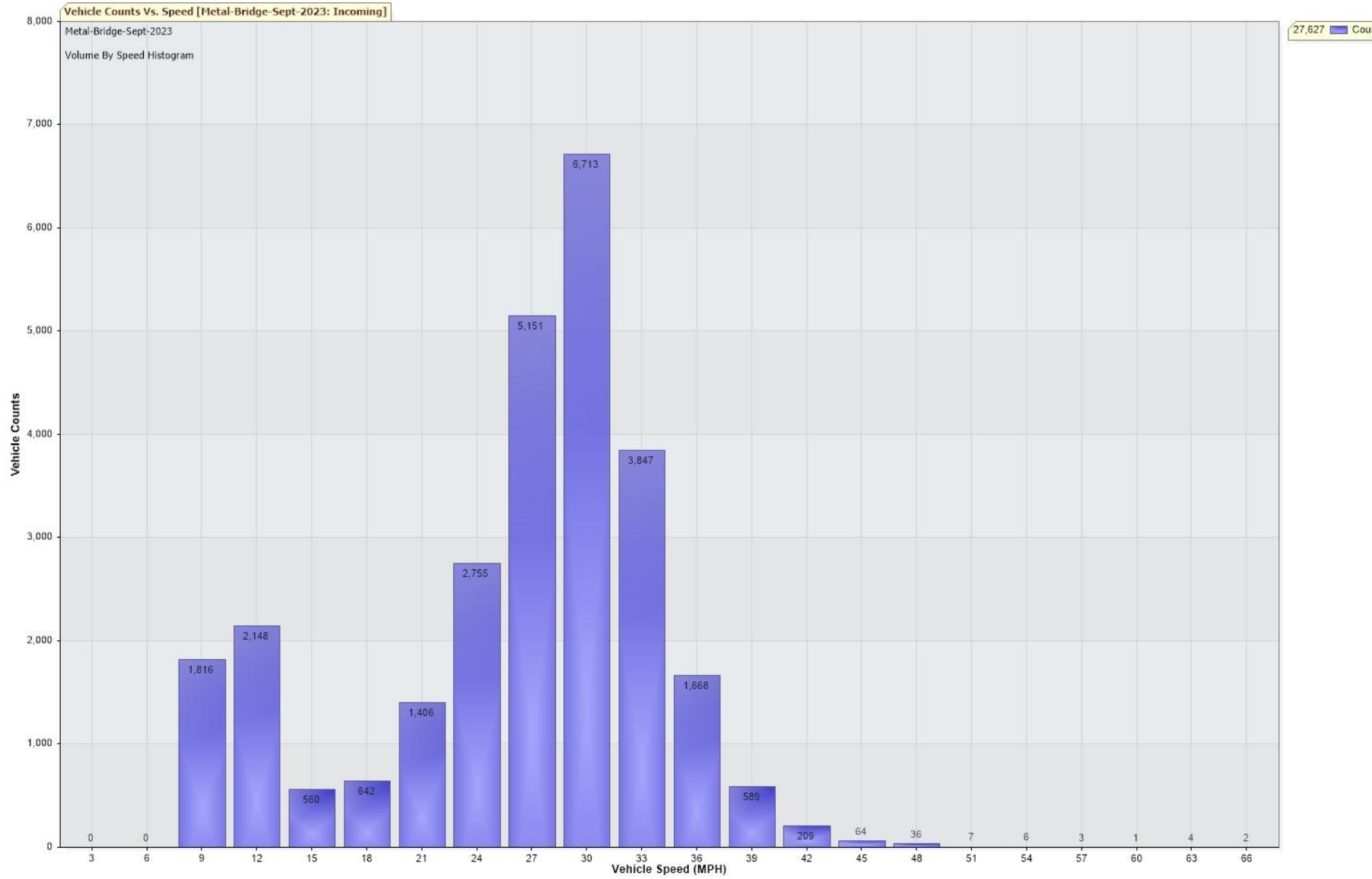
Speed

Speed limit: 30 MPH

85th Percentile Speed: 31.8 MPH

Average Speed: 24.7 MPH

	Monday	Tuesday	Wednesday	Thursday	Friday	Saturday	Sunday
Count over limit	906	810	1005	991	1188	906	630
% over limit	24.5	21.3	25.1	23.7	24.0	22.5	21.3
Avg speeder	33.3	33.2	33.4	33.3	33.5	33.5	33.6





## TRAFFIC ANALYSIS REPORT

For Project: Roundhill-Road-Sept-2023

Project Notes/Address:

Location/Name: Incoming

Report Generated: 04/10/2023 12:26:22

Speed Intervals = 3 MPH

Time Intervals = 5 minutes

Traffic Report From 31/08/2023 23:00:00 through 30/09/2023 23:59:59

85th Percentile Speed = 26.0 MPH

85th Percentile Vehicles = 40,748 counts

Max Speed = 48.0 MPH on 02/09/2023 07:10:00

Total Vehicles = 47,939 counts

AADT: 1595.8

Volumes - weekly vehicle counts

	Time	5 Day	7 Day
Average Daily		1,658	1,547
AM peak	8:00 to 9:00	182	147
PM peak	5:00 to 6:00	165	141

Speed

Speed limit: 30 MPH

85th Percentile Speed: 26.0 MPH

Average Speed: 22.2 MPH

	Monday	Tuesday	Wednesday	Thursday	Friday	Saturday	Sunday
Count over limit	91	100	76	88	128	123	89
% over limit	1.4	1.5	1.1	1.2	1.5	1.8	1.9
Avg speeder	32.2	32.3	32.3	32.3	32.4	32.3	32.7

