

Traffic Report December 2020

TRAFFIC ANALYSIS REPORT

For Project: Bridge Dec
 Location/Name: Incoming Direction
 Report Generated: 07/01/2021 12:42:46
 Speed Intervals = 3 mph
 Time Intervals = 5 minutes

Traffic Report From 02/12/2020 21:40:00 through 31/12/2020 21:40:00

85th Percentile Speed = 31.2 mph
 85th Percentile Vehicles = 16,827 counts
 Max Speed = 72.0 mph on 25/12/2020 22:55:00
 Total Vehicles = 19,796 counts
 AADT: 682.6

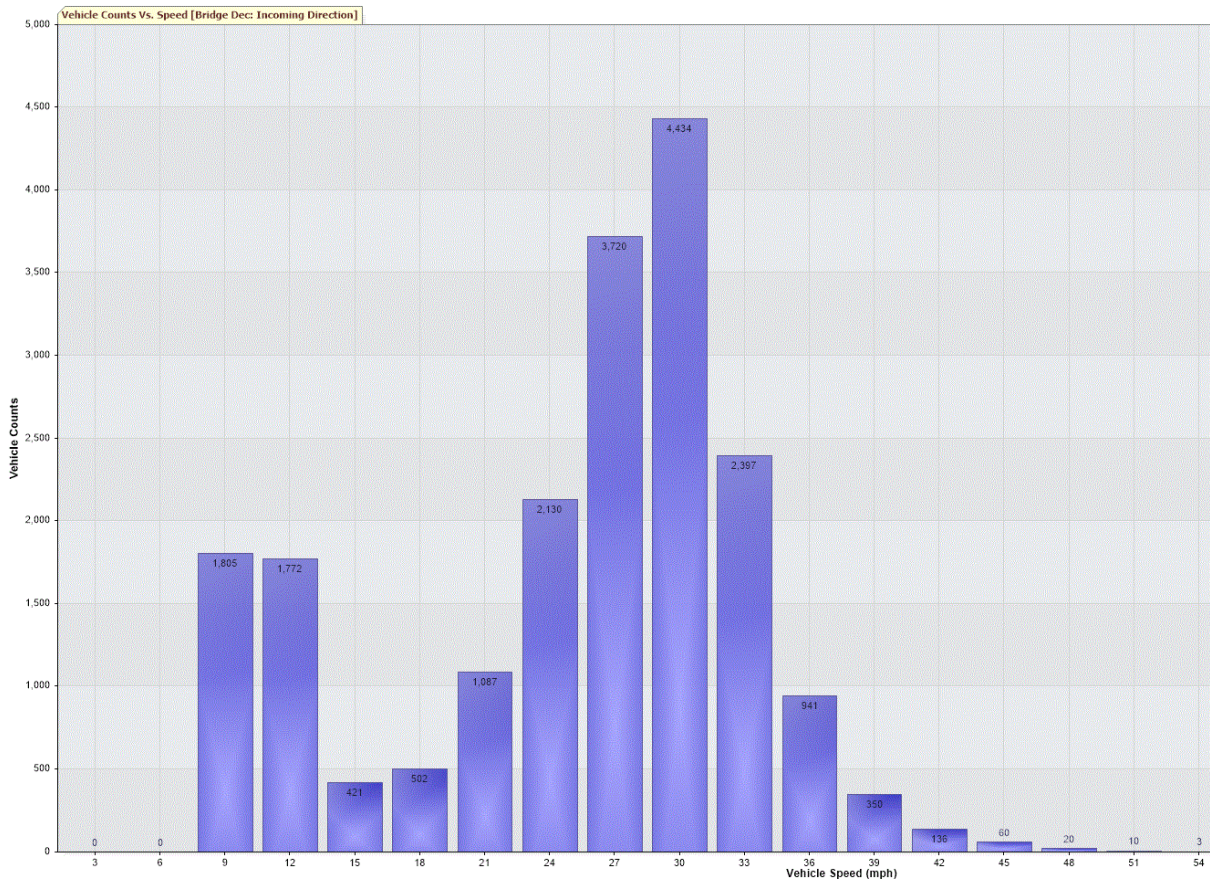
Volumes - weekly vehicle counts

	Time	5 Day	7 Day
Average Daily		704	658
AM peak	8:00 to 9:00	69	55
PM peak	5:00 to 6:00	45	41

Speed

Speed limit: 30 mph
 85th Percentile Speed: 31.2 mph
 Average Speed: 25.1 mph

	Monday	Tuesday	Wednesday	Thursday	Friday	Saturday	Sunday
Count over limit	550	563	562	737	569	497	447
% over limit	19.8	19.4	17.9	20.4	18.9	21.2	22.1
Avg speeder	33.2	32.8	32.8	32.9	32.8	33.2	32.9



TRAFFIC ANALYSIS REPORT

For Project: GreenDec
Location/Name: Incoming Dir
Report Generated: 07/01/2021 13:44:39
Speed Intervals = 3 mph
Time Intervals = 5 minutes

Traffic Report From 02/12/2020 21:20:00 through 31/12/2020 21:20:00

85th Percentile Speed = 30.9 mph
85th Percentile Vehicles = 23,187 counts
Max Speed = 66.0 mph on 25/12/2020 20:25:00
Total Vehicles = 27,279 counts
AADT: 940.7

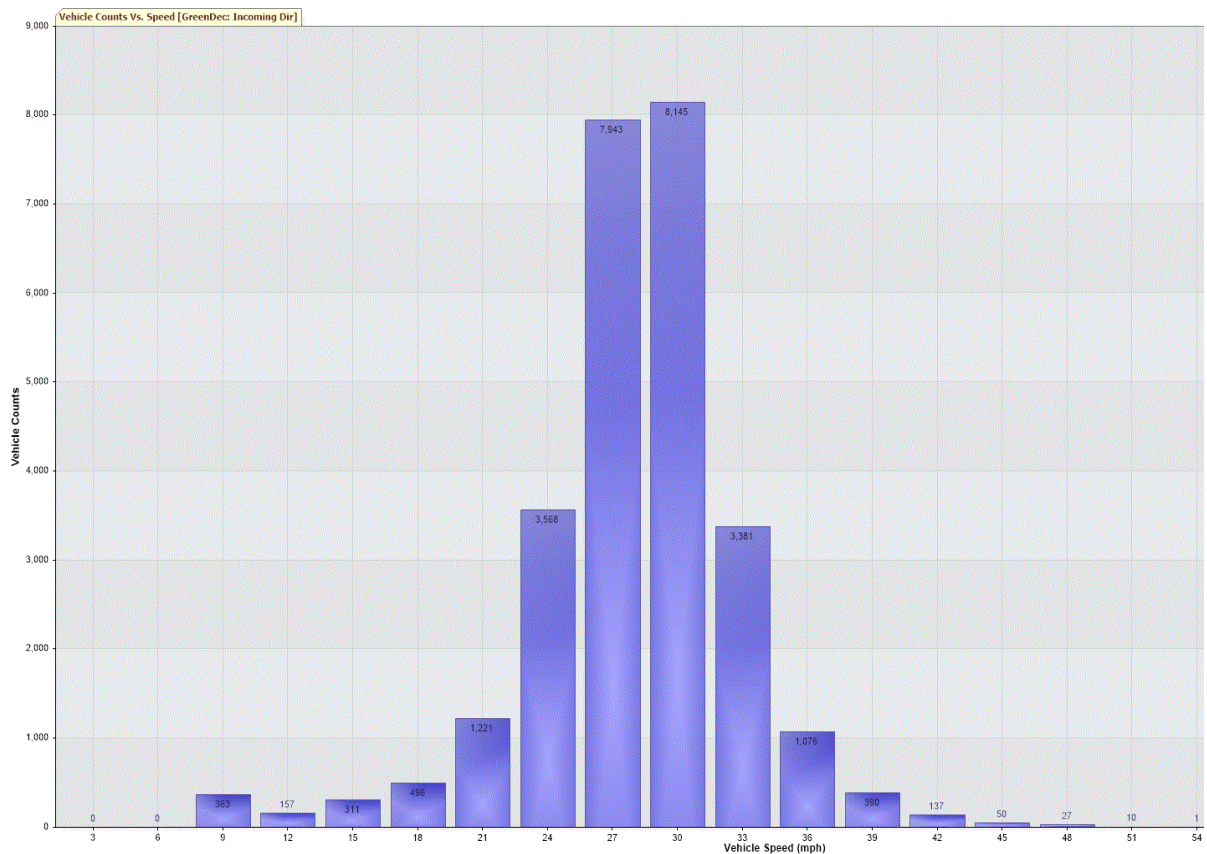
Volumes - weekly vehicle counts

	Time	5 Day	7 Day
Average Daily		969	906
AM peak	8:00 to 9:00	94	75
PM peak	5:00 to 6:00	61	58

Speed

Speed limit: 30 mph
85th Percentile Speed: 30.9 mph
Average Speed: 28.0 mph

	Monday	Tuesday	Wednesday	Thursday	Friday	Saturday	Sunday
Count over limit	716	717	689	925	693	693	642
% over limit	18.7	17.6	16.4	17.9	17.5	21.6	22.9
Avg speeder	32.5	32.4	32.4	32.5	32.7	32.8	33.0



TRAFFIC ANALYSIS REPORT

For Project: LindenDec
Location/Name: Incoming Dir
Report Generated: 07/01/2021 13:18:55
Speed Intervals = 3 mph
Time Intervals = 5 minutes

Traffic Report From 15/12/2020 21:30:00 through 31/12/2020 21:30:00

85th Percentile Speed = 32.4 mph
85th Percentile Vehicles = 39,095 counts
Max Speed = 63.0 mph on 21/12/2020 16:00:00
Total Vehicles = 45,994 counts
AADT: 2874.6

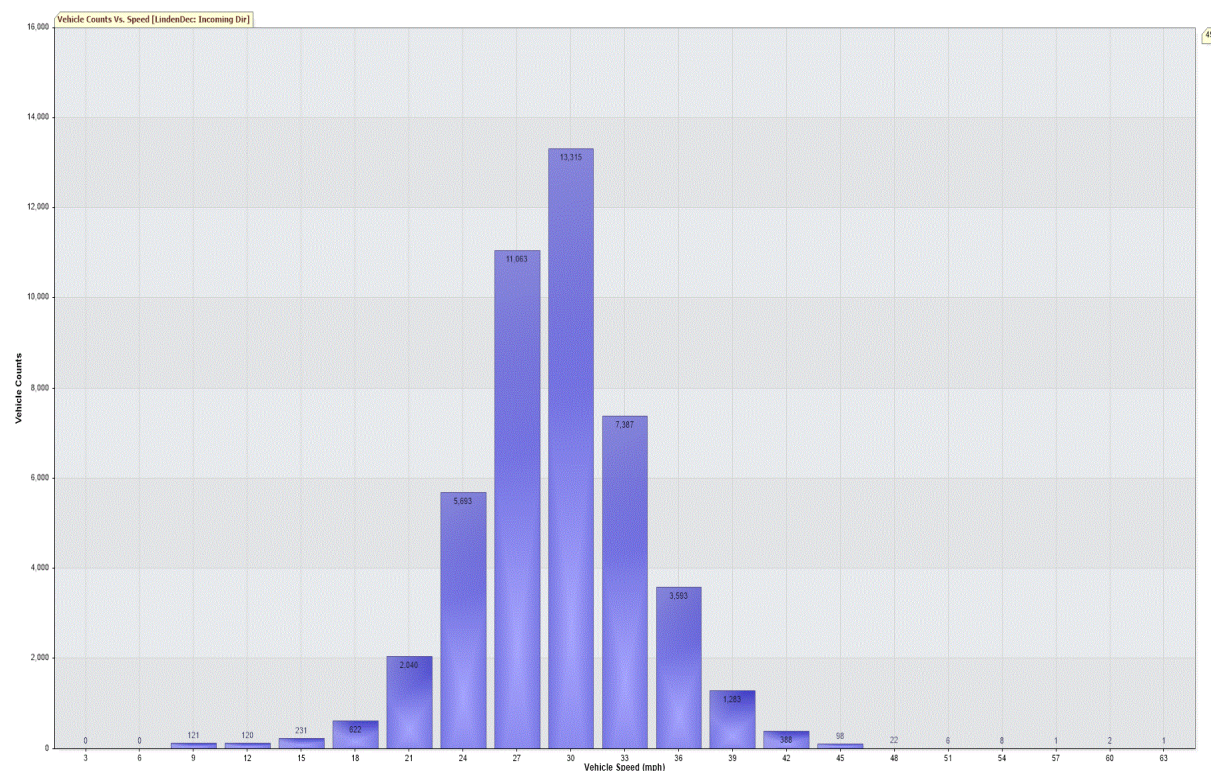
Volumes - weekly vehicle counts

	Time	5 Day	7 Day
Average Daily		2,828	2,673
AM peak	8:00 to 9:00	232	193
PM peak	5:00 to 6:00	191	169

Speed

Speed limit: 30 mph
85th Percentile Speed: 32.4 mph
Average Speed: 29.1 mph

	Monday	Tuesday	Wednesday	Thursday	Friday	Saturday	Sunday
Count over limit	1709	1901	2593	2115	1513	1521	1437
% over limit	29.3	28.7	24.8	24.6	28.4	32.3	32.3
Avg speeder	32.9	32.8	32.7	32.9	32.9	32.9	33.0



TRAFFIC ANALYSIS REPORT

For Project: RoundhillRdDec
Location/Name: Incoming Direction
Report Generated: 07/01/2021 13:09:35
Speed Intervals = 3 mph
Time Intervals = 5 minutes

Traffic Report From 12/12/2020 00:10:00 through 01/01/2021 00:10:00

85th Percentile Speed = 28.6 mph
85th Percentile Vehicles = 21,346 counts
Max Speed = 48.0 mph on 20/12/2020 08:40:00
Total Vehicles = 25,113 counts
AADT: 1255.7

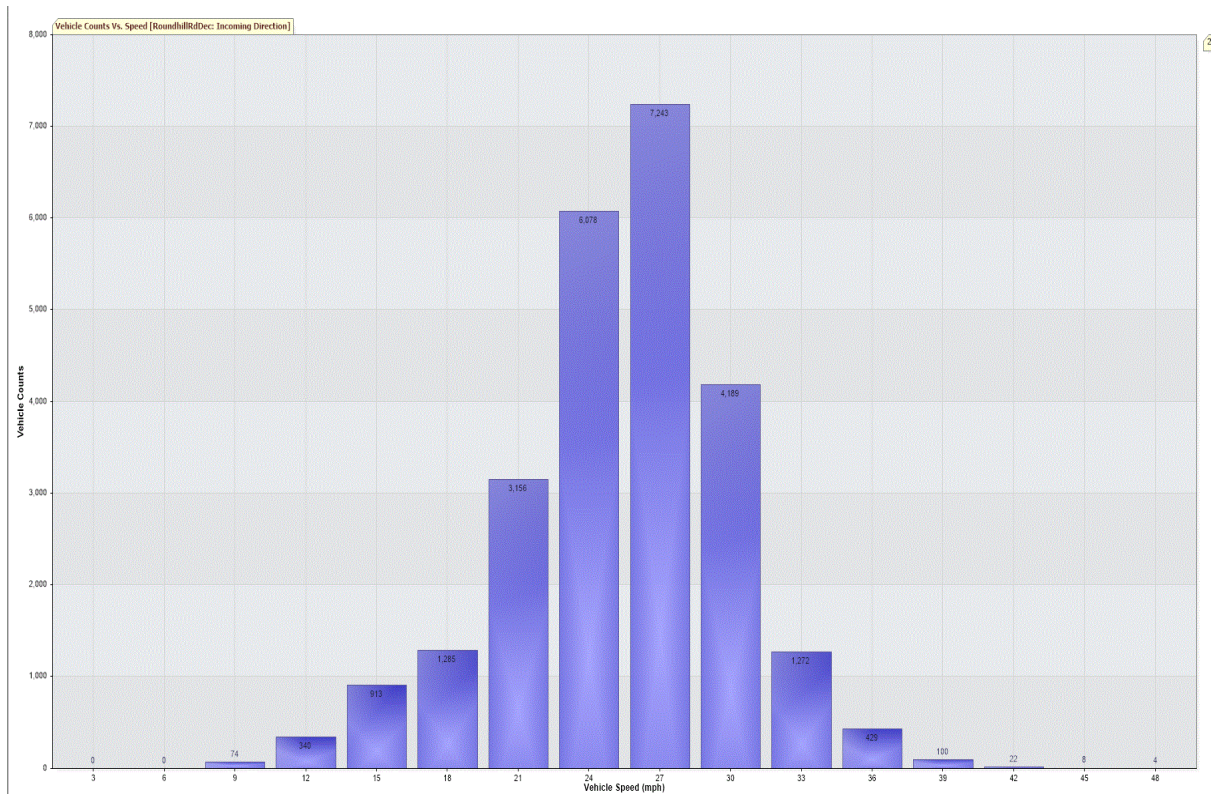
Volumes - weekly vehicle counts

	Time	5 Day	7 Day
Average Daily		1,264	1,195
AM peak	8:00 to 9:00	97	82
PM peak	5:00 to 6:00	104	91

Speed

Speed limit: 30 mph
85th Percentile Speed: 28.6 mph
Average Speed: 25.4 mph

	Monday	Tuesday	Wednesday	Thursday	Friday	Saturday	Sunday
Count over limit	264	274	305	325	172	254	241
% over limit	6.2	6.2	7.4	8.6	7.3	7.7	8.5
Avg speeder	32.4	32.3	32.1	32.2	32.1	32.0	32.5



TRAFFIC ANALYSIS REPORT

For Project: HurworthRdDec
Location/Name: Incoming Direction
Report Generated: 07/01/2021 13:30:51
Speed Intervals = 3 mph
Time Intervals = 5 minutes

Traffic Report From 11/12/2020 23:40:00 through 31/12/2020 23:40:00

85th Percentile Speed = 30.4 mph
85th Percentile Vehicles = 21,797 counts
Max Speed = 54.0 mph on 25/12/2020 20:25:00
Total Vehicles = 25,643 counts
AADT: 1282.2

Volumes - weekly vehicle counts

	Time	5 Day	7 Day
Average Daily		1,299	1,220
AM peak	8:00 to 9:00	74	64
PM peak	5:00 to 6:00	92	80

Speed

Speed limit: 30 mph
85th Percentile Speed: 30.4 mph
Average Speed: 26.2 mph

	Monday	Tuesday	Wednesday	Thursday	Friday	Saturday	Sunday
Count over limit	482	772	970	841	325	415	471
% over limit	12.0	16.5	22.2	18.7	16.7	13.2	15.7
Avg speeder	32.9	32.4	32.3	32.2	32.4	32.4	32.4

