

July 2022 Traffic Statistics

TRAFFIC ANALYSIS REPORT

For Project: Metal-Bridge-July-2022

Project Notes/Address:

Location/Name: Incoming

Report Generated: 31/08/2022 13:34:30

Speed Intervals = 3 MPH

Time Intervals = 5 minutes

Traffic Report From 30/06/2022 23:00:00 through 31/07/2022 23:59:59

85th Percentile Speed = 31.9 MPH

85th Percentile Vehicles = 22,595 counts

Max Speed = 72.0 MPH on 27/07/2022 22:05:00

Total Vehicles = 26,582 counts

AADT: 856.3

Rectangular Sign

Volumes - weekly vehicle counts

	Time	5 Day	7 Day
Average Daily		867	836
AM peak	8:00 to 9:00	86	72
PM peak	3:00 to 4:00	77	71

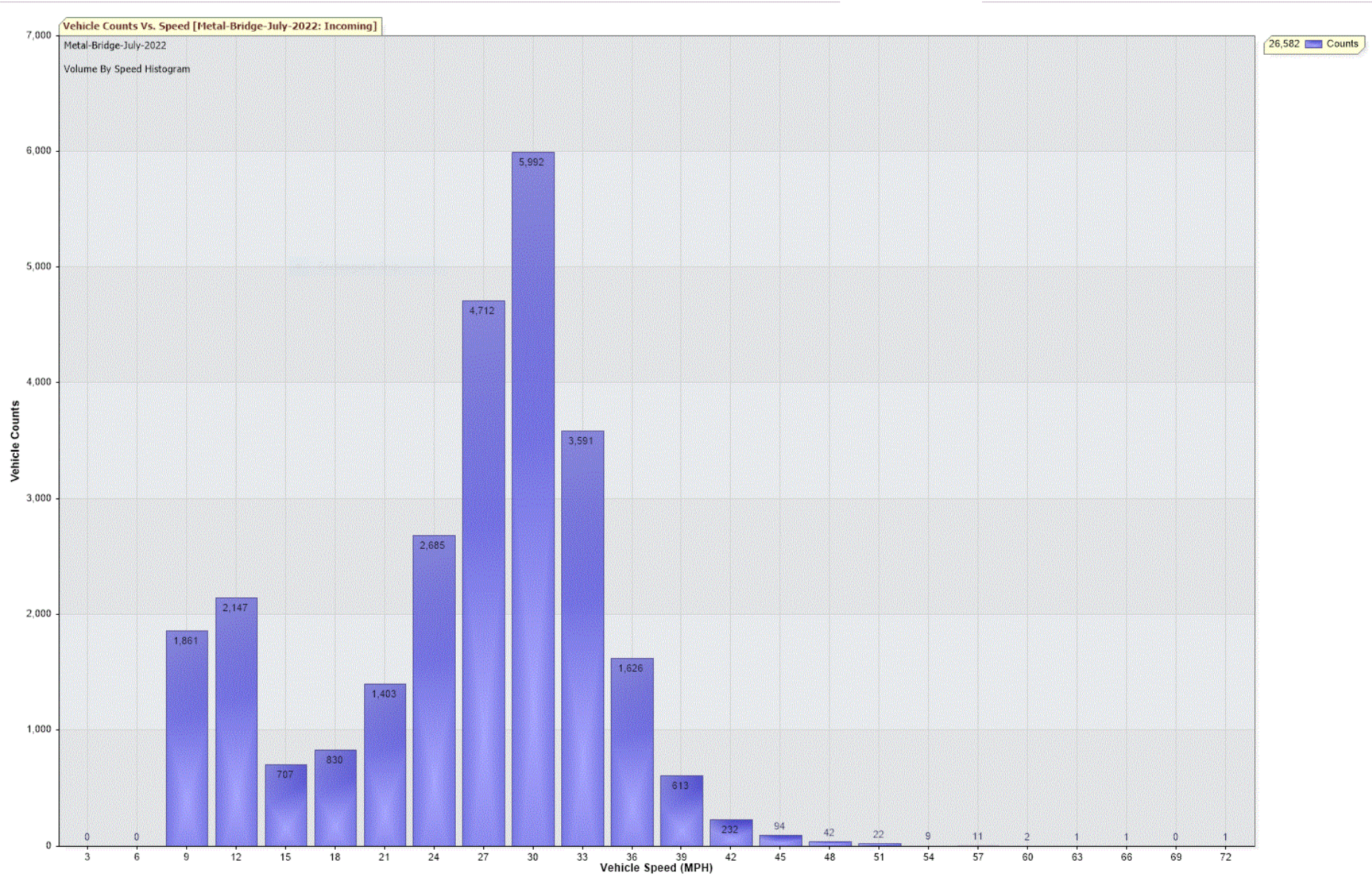
Speed

Speed limit: 30 MPH

85th Percentile Speed: 31.9 MPH

Average Speed: 24.4 MPH

	Monday	Tuesday	Wednesday	Thursday	Friday	Saturday	Sunday
Count over limit	896	837	794	804	1171	911	832
% over limit	25.0	23.4	21.8	23.4	24.5	22.4	23.7
Avg speeder	33.7	33.6	33.7	33.6	33.7	33.7	33.5



TRAFFIC ANALYSIS REPORT

For Project: The-Green-July-2022

Project Notes/Address:

Location/Name: Incoming

Report Generated: 31/08/2022 13:40:07

Speed Intervals = 3 MPH

Time Intervals = 5 minutes

Traffic Report From 30/06/2022 23:00:00 through 31/07/2022 23:59:59

85th Percentile Speed = 30.9 MPH

85th Percentile Vehicles = 29,886 counts

Max Speed = 72.0 MPH on 27/07/2022 22:05:00

Total Vehicles = 35,160 counts

AADT: 1132.7

Rectangular Snap

Volumes - weekly vehicle counts

	Time	5 Day	7 Day
Average Daily		1,156	1,106
AM peak	8:00 to 9:00	109	91
PM peak	3:00 to 4:00	102	94

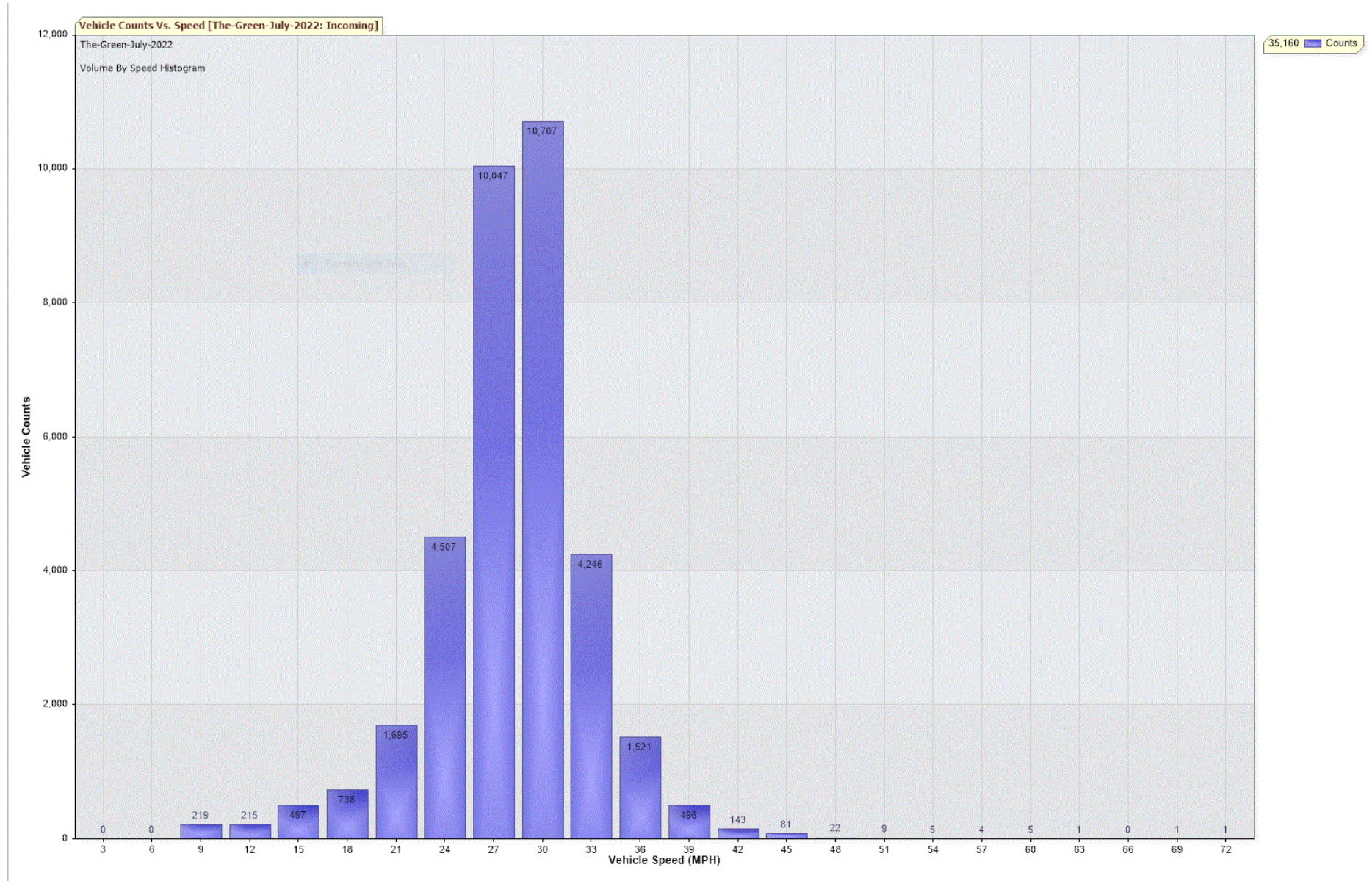
Speed

Speed limit: 30 MPH

85th Percentile Speed: 30.9 MPH

Average Speed: 26.6 MPH

	Monday	Tuesday	Wednesday	Thursday	Friday	Saturday	Sunday
Count over limit	898	887	737	786	1109	1125	993
% over limit	18.3	18.2	16.1	17.5	17.1	21.3	21.9
Avg speeder	33.1	33.0	33.2	33.2	33.1	33.1	33.2



TRAFFIC ANALYSIS REPORT

For Project: Hurworth-Road-July-2022

Project Notes/Address:

Location/Name: Incoming

Report Generated: 31/08/2022 13:27:30

Speed Intervals = 3 MPH

Time Intervals = 5 minutes

Traffic Report From 30/06/2022 23:00:00 through 31/07/2022 23:59:59

85th Percentile Speed = 32.1 MPH

85th Percentile Vehicles = 53,981 counts

Max Speed = 57.0 MPH on 16/07/2022 03:25:00

Total Vehicles = 63,507 counts

AADT: 2045.9

Volumes - weekly vehicle counts

	Time	5 Day	7 Day
Average Daily		2,117	1,999
AM peak	8:00 to 9:00	182	148
PM peak	4:00 to 5:00	205	192

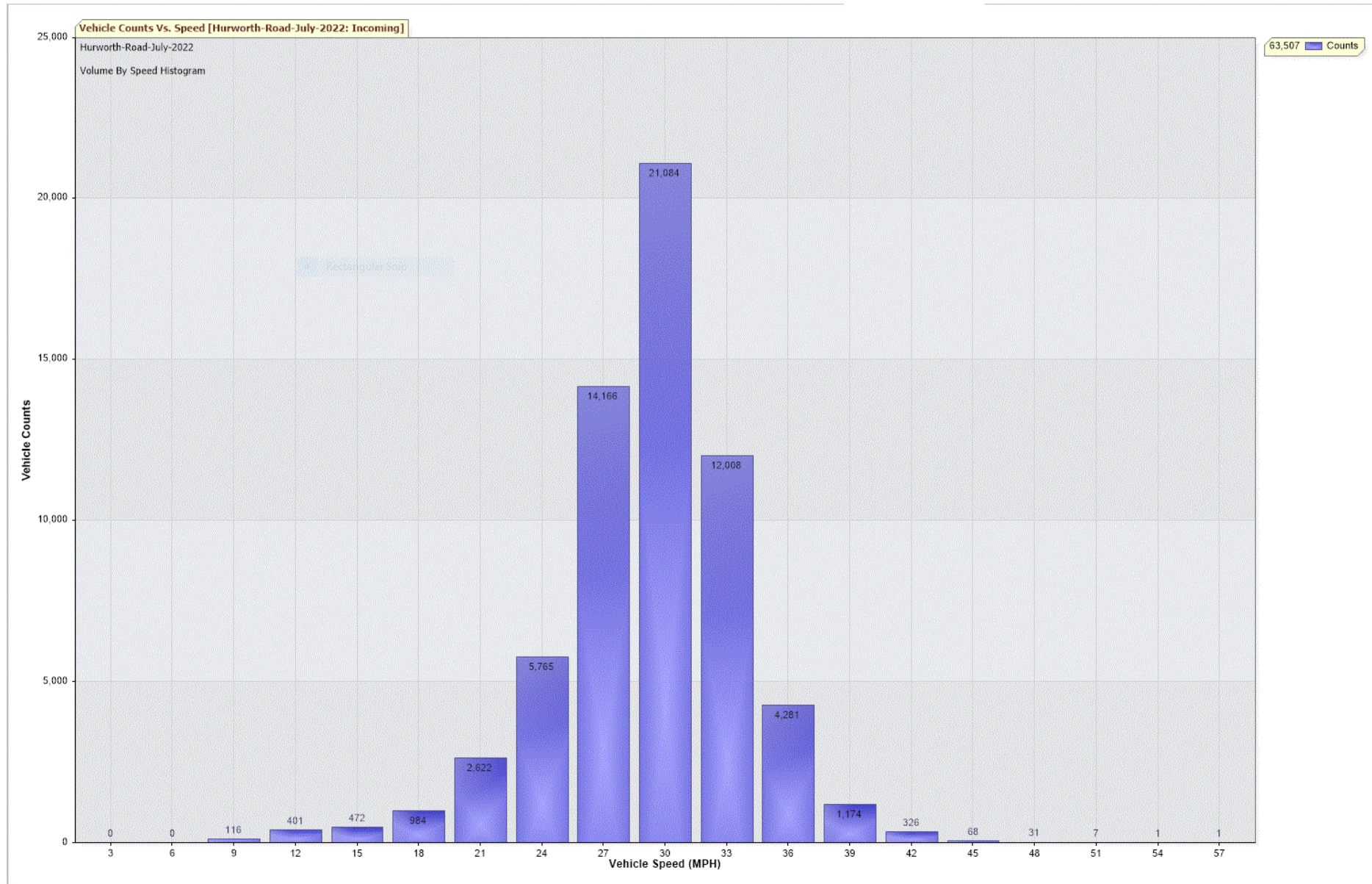
Speed

Speed limit: 30 MPH

85th Percentile Speed: 32.1 MPH

Average Speed: 27.7 MPH

	Monday	Tuesday	Wednesday	Thursday	Friday	Saturday	Sunday
Count over limit	2173	2169	2267	2384	3156	3021	2727
% over limit	25.9	25.1	25.4	26.7	27.3	32.5	35.1
Avg speeder	32.8	32.8	32.7	32.8	32.9	32.9	33.0



TRAFFIC ANALYSIS REPORT

For Project: Linden-Court-July-2022

Project Notes/Address:

Location/Name: Incoming

Report Generated: 31/08/2022 13:31:23

Speed Intervals = 3 MPH

Time Intervals = 5 minutes

Traffic Report From 30/06/2022 23:00:00 through 31/07/2022 23:59:59

85th Percentile Speed = 33.5 MPH

85th Percentile Vehicles = 113,056 counts

Max Speed = 66.0 MPH on 13/07/2022 20:40:00

Total Vehicles = 133,007 counts

AADT: 4284.8

Volumes - weekly vehicle counts

	Time	5 Day	7 Day
Average Daily		4,391	4,186
AM peak	8:00 to 9:00	415	359
PM peak	5:00 to 6:00	337	315

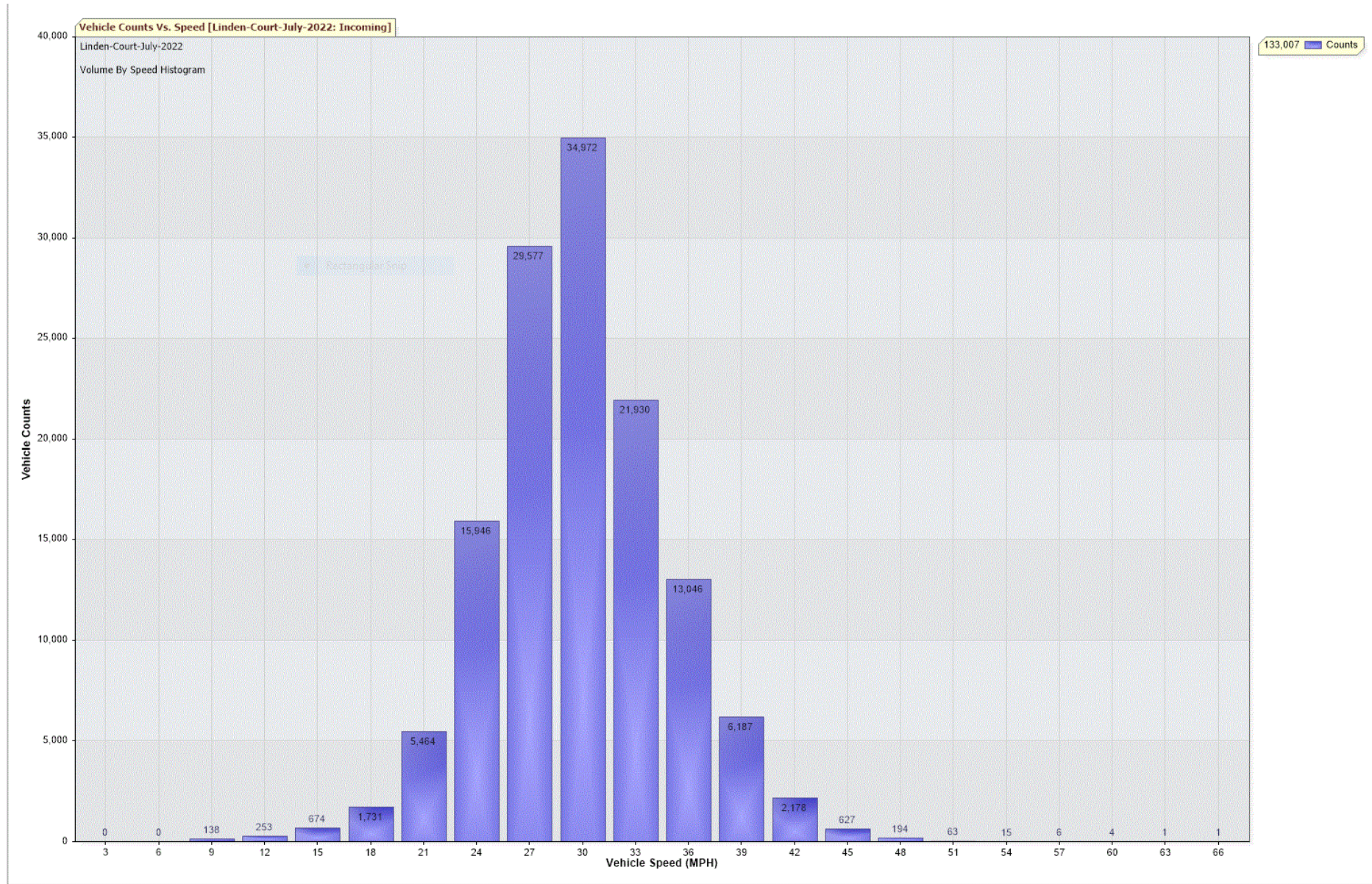
Speed

Speed limit: 30 MPH

85th Percentile Speed: 33.5 MPH

Average Speed: 28.3 MPH

	Monday	Tuesday	Wednesday	Thursday	Friday	Saturday	Sunday
Count over limit	5893	5875	6125	5947	7549	6903	5960
% over limit	33.6	33.7	32.1	32.3	31.7	33.1	37.5
Avg speeder	33.9	34.0	33.9	33.9	33.9	33.9	34.1



TRAFFIC ANALYSIS REPORT

For Project: Roundhill-Road-July-2022

Project Notes/Address:

Location/Name: Incoming

Report Generated: 31/08/2022 13:37:18

Speed Intervals = 3 MPH

Time Intervals = 5 minutes

Traffic Report From 30/06/2022 23:00:00 through 31/07/2022 23:59:59

85th Percentile Speed = 26.1 MPH

85th Percentile Vehicles = 41,200 counts

Max Speed = 51.0 MPH on 03/07/2022 06:20:00

Total Vehicles = 48,471 counts

AADT: 1561.5

Rectangular Snip

Volumes - weekly vehicle counts

	Time	5 Day	7 Day
Average Daily		1,663	1,530
AM peak	8:00 to 9:00	167	133
PM peak	3:00 to 4:00	152	135

Speed

Speed limit: 30 MPH

85th Percentile Speed: 26.1 MPH

Average Speed: 22.4 MPH

	Monday	Tuesday	Wednesday	Thursday	Friday	Saturday	Sunday
Count over limit	122	108	126	112	116	170	144
% over limit	1.8	1.6	1.8	1.5	1.3	2.5	2.7
Avg speeder	32.4	32.6	32.6	32.9	32.8	32.8	33.0

