

June 2023 Traffic Statistics:

TRAFFIC ANALYSIS REPORT

For Project: Green-June2023

Project Notes/Address:

Location/Name: Incoming

Report Generated: 05/07/2023 11:04:12

Speed Intervals = 3 MPH

Time Intervals = 5 minutes

Traffic Report From 31/05/2023 23:00:00 through 30/06/2023 23:59:59

85th Percentile Speed = 31.5 MPH

85th Percentile Vehicles = 29,247 counts

Max Speed = 54.0 MPH on 03/06/2023 23:50:00

Total Vehicles = 34,408 counts

AADT: 1145.3

Volumes - weekly vehicle counts

	Time	5 Day	7 Day
Average Daily		1,208	1,099
AM peak	8:00 to 9:00	160	127
PM peak	3:00 to 4:00	113	99

Speed

Speed limit: 30 MPH

85th Percentile Speed: 31.5 MPH

Average Speed: 27.0 MPH

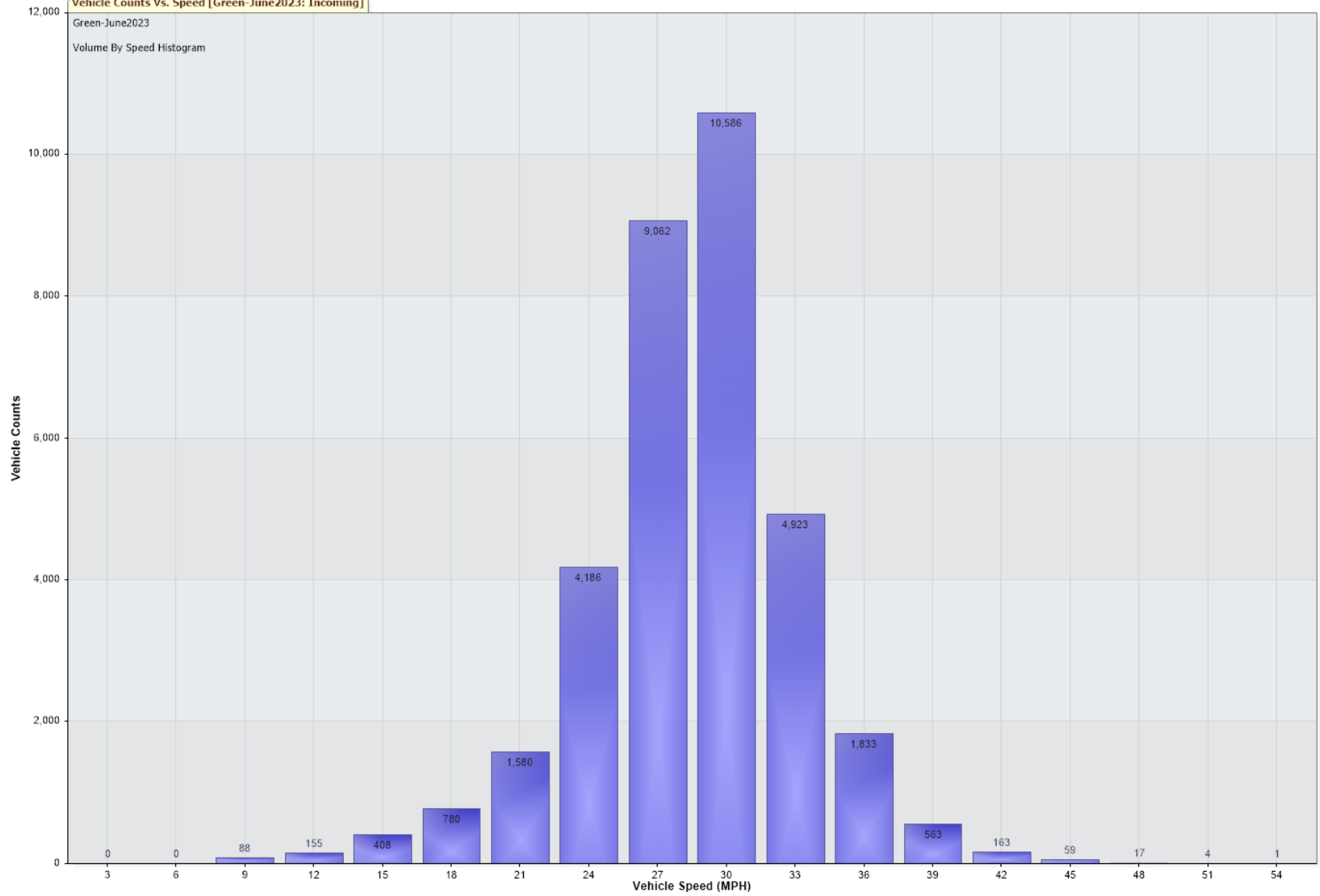
	Monday	Tuesday	Wednesday	Thursday	Friday	Saturday	Sunday
Count over limit	979	993	1044	1424	1469	1009	645
% over limit	19.5	21.3	19.3	22.6	22.9	26.8	22.7
Avg speeder	33.0	33.0	32.9	33.0	33.0	33.1	33.0

Vehicle Counts Vs. Speed [Green-June2023: Incoming]

Green-June2023

Volume By Speed Histogram

34,408 Counts



TRAFFIC ANALYSIS REPORT

For Project: Hurworth-Rd-June-2023

Project Notes/Address:

Location/Name: Incoming

Report Generated: 05/07/2023 11:08:55

Speed Intervals = 3 MPH

Time Intervals = 5 minutes

Traffic Report From 31/05/2023 23:00:00 through 30/06/2023 23:59:59

85th Percentile Speed = 31.6 MPH

85th Percentile Vehicles = 56,127 counts

Max Speed = 63.0 MPH on 02/06/2023 23:50:00

Total Vehicles = 66,032 counts

AADT: 2198.0

Volumes - weekly vehicle counts

	Time	5 Day	7 Day
Average Daily		2,250	2,120
AM peak	8:00 to 9:00	204	165
PM peak	3:00 to 4:00	225	204

Speed

Speed limit: 30 MPH

85th Percentile Speed: 31.6 MPH

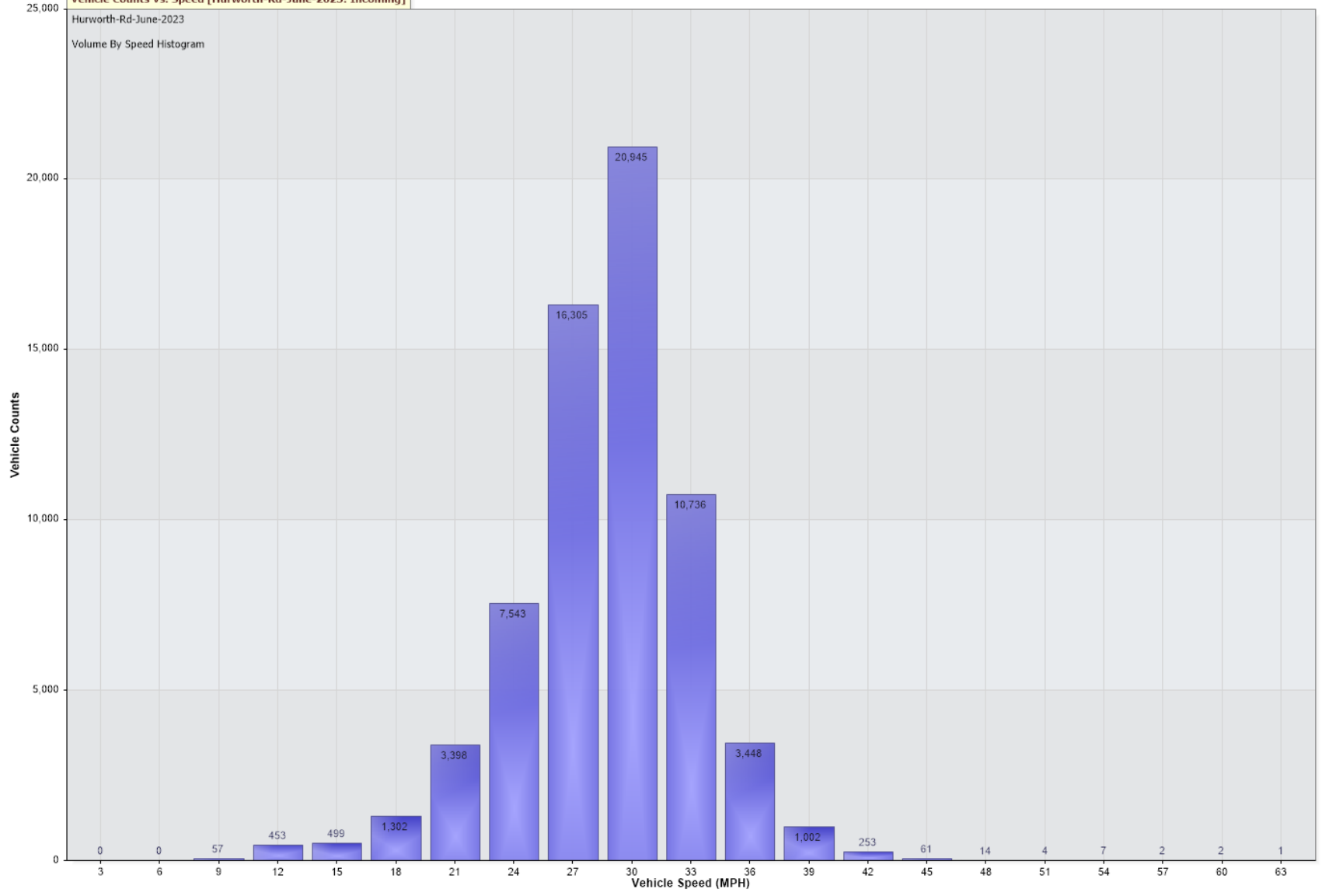
Average Speed: 27.1 MPH

	Monday	Tuesday	Wednesday	Thursday	Friday	Saturday	Sunday
Count over limit	2051	1877	1714	2388	2811	2499	2190
% over limit	22.4	20.1	18.6	20.1	23.2	32.7	32.6
Avg speeder	32.8	32.6	32.8	32.7	32.8	32.9	32.9

Vehicle Counts Vs. Speed [Hurworth-Rd-June-2023: Incoming]

Hurworth-Rd-June-2023
Volume By Speed Histogram

66,032 Counts



For Project: Linden-Court-June-2023
Project Notes/Address:
Location/Name: Incoming
Report Generated: 05/07/2023 11:14:37
Speed Intervals = 3 MPH
Time Intervals = 5 minutes

Traffic Report From 31/05/2023 23:00:00 through 30/06/2023 23:59:59

85th Percentile Speed = 32.9 MPH
85th Percentile Vehicles = 120,558 counts
Max Speed = 60.0 MPH on 02/06/2023 06:55:00
Total Vehicles = 141,833 counts
AADT: 4721.2

Volumes - weekly vehicle counts

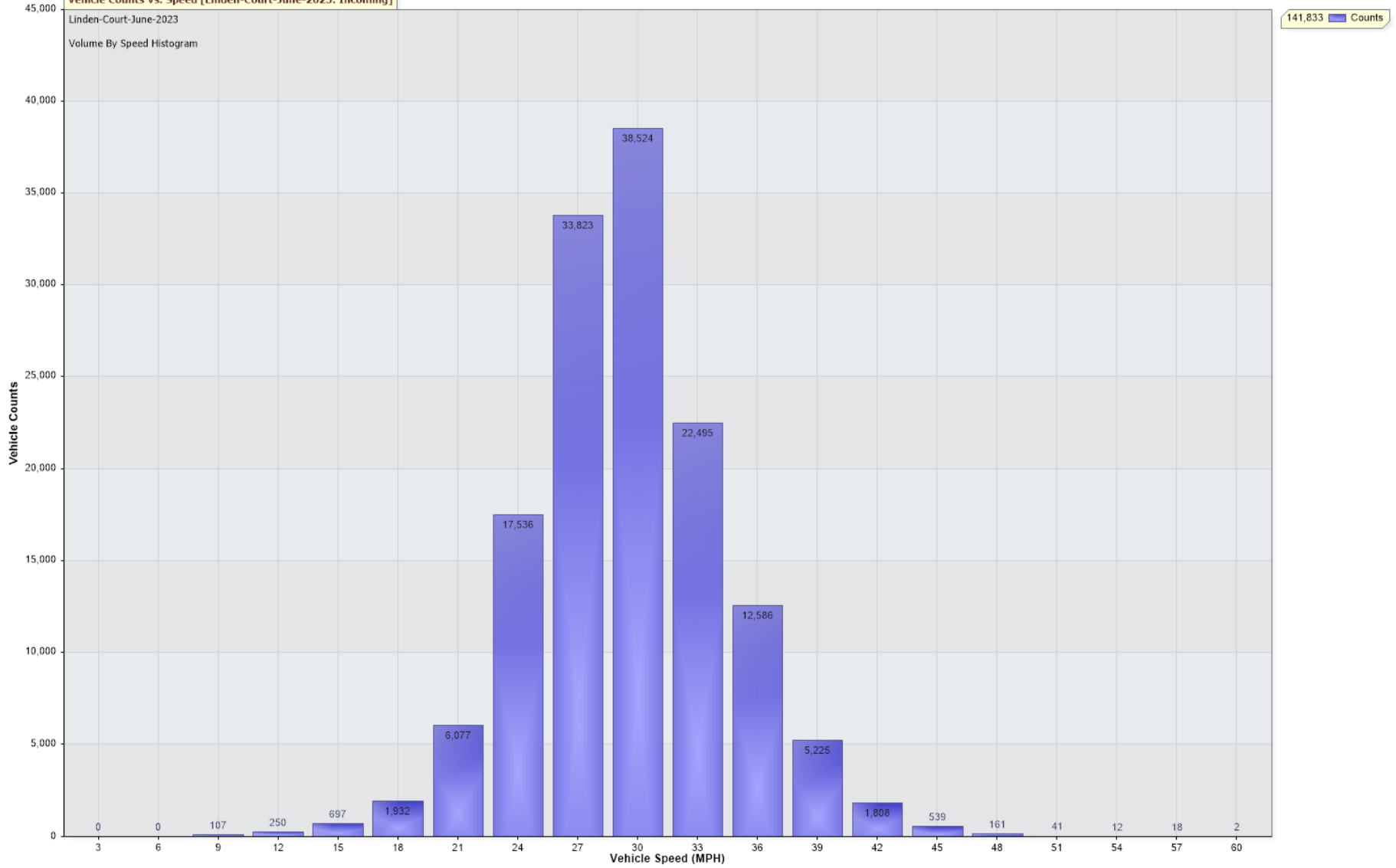
	Time	5 Day	7 Day
Average Daily		4,781	4,555
AM peak	8:00 to 9:00	449	383
PM peak	4:00 to 5:00	391	349

Speed

Speed limit: 30 MPH
85th Percentile Speed: 32.9 MPH
Average Speed: 28.0 MPH

	Monday	Tuesday	Wednesday	Thursday	Friday	Saturday	Sunday
Count over limit	5770	5685	5987	7711	7629	5457	4648
% over limit	30.3	29.2	29.6	30.5	29.6	31.4	31.9
Avg speeder	33.7	33.7	33.7	33.7	33.8	33.7	33.8

Vehicle Counts Vs. Speed [Linden-Court-June-2023: Incoming]



For Project: Metal-Bridge-June-2023
Project Notes/Address:
Location/Name: Incoming
Report Generated: 05/07/2023 11:19:55
Speed Intervals = 3 MPH
Time Intervals = 5 minutes

Traffic Report From 31/05/2023 23:00:00 through 30/06/2023 23:59:59

85th Percentile Speed = 31.8 MPH
85th Percentile Vehicles = 25,257 counts
Max Speed = 66.0 MPH on 19/06/2023 12:30:00
Total Vehicles = 29,714 counts
AADT: 989.1

Volumes - weekly vehicle counts

	Time	5 Day	7 Day
Average Daily		1,003	953
AM peak	8:00 to 9:00	130	105
PM peak	3:00 to 4:00	94	84

Speed

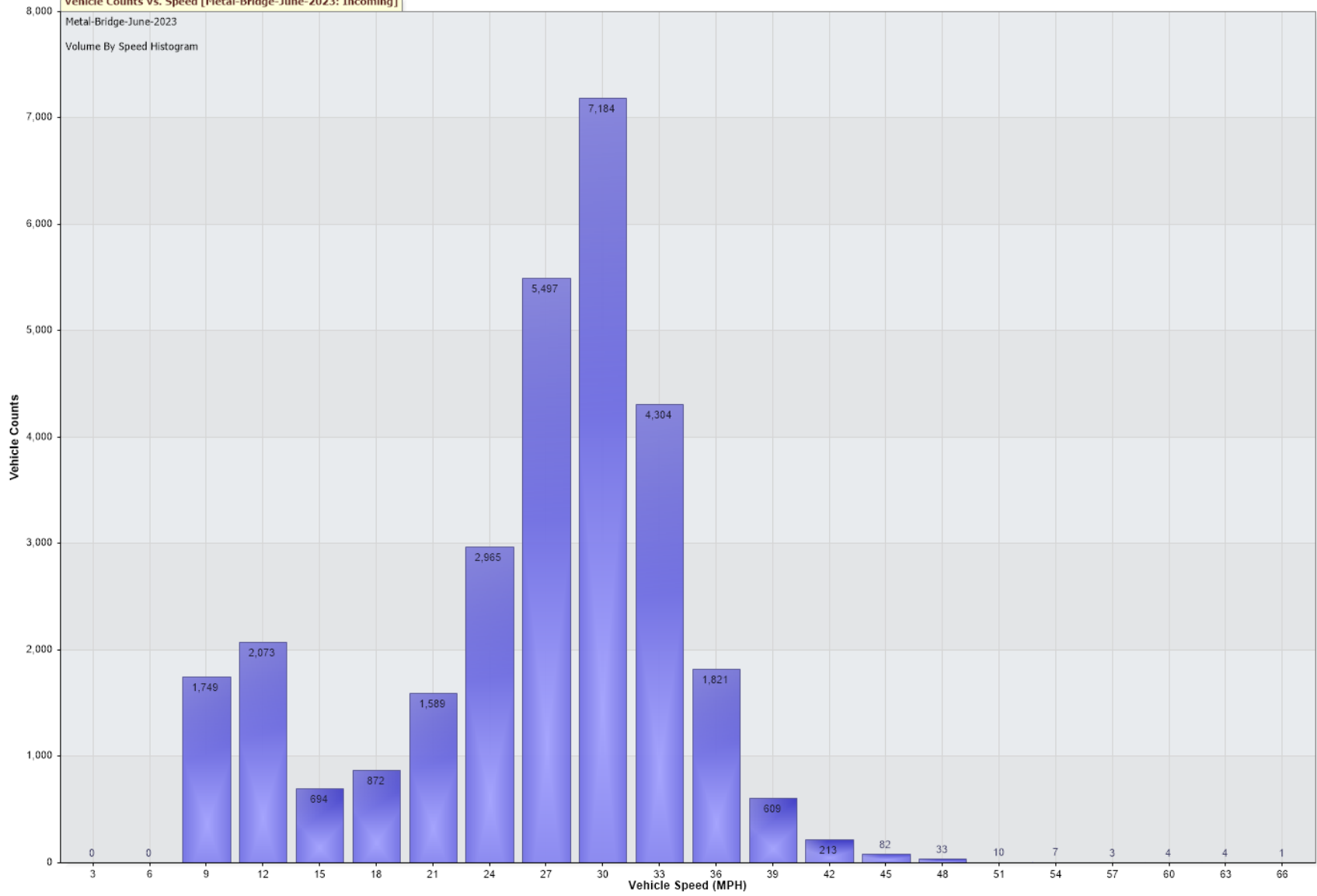
Speed limit: 30 MPH
85th Percentile Speed: 31.8 MPH
Average Speed: 24.8 MPH

	Monday	Tuesday	Wednesday	Thursday	Friday	Saturday	Sunday
Count over limit	939	906	1085	1314	1354	791	702
% over limit	23.4	22.7	24.0	25.2	25.3	22.1	23.1
Avg speeder	33.4	33.1	33.4	33.4	33.4	33.4	33.3

Vehicle Counts Vs. Speed [Metal-Bridge-June-2023: Incoming]

Metal-Bridge-June-2023
Volume By Speed Histogram

29,714 Counts



TRAFFIC ANALYSIS REPORT

For Project: Roundhill-Road-June-2023

Project Notes/Address:

Location/Name: Incoming

Report Generated: 05/07/2023 11:24:04

Speed Intervals = 3 MPH

Time Intervals = 5 minutes

Traffic Report From 31/05/2023 23:00:00 through 30/06/2023 23:59:59

85th Percentile Speed = 26.0 MPH

85th Percentile Vehicles = 39,471 counts

Max Speed = 45.0 MPH on 01/06/2023 01:55:00

Total Vehicles = 46,437 counts

AADT: 1545.8

Volumes - weekly vehicle counts

	Time	5 Day	7 Day
Average Daily		1,615	1,486
AM peak	8:00 to 9:00	174	138
PM peak	3:00 to 4:00	146	129

Speed

Speed limit: 30 MPH

85th Percentile Speed: 26.0 MPH

Average Speed: 22.2 MPH

	Monday	Tuesday	Wednesday	Thursday	Friday	Saturday	Sunday
Count over limit	100	92	106	145	158	96	99
% over limit	1.5	1.4	1.5	1.7	1.8	1.9	2.3
Avg speeder	32.6	32.2	32.2	32.5	32.5	32.1	32.7

Vehicle Counts Vs. Speed [Roundhill-Road-June-2023: Incoming]

Roundhill-Road-June-2023
Volume By Speed Histogram

46,437 Counts

