

June Traffic Statistics

TRAFFIC ANALYSIS REPORT

For Project: G-June
Location/Name: The Green
Report Generated: 01/07/2021 11:22:59
Speed Intervals = 3 mph
Time Intervals = 5 minutes

Traffic Report From 01/06/2021 00:15:00 through 30/06/2021 23:45:00

85th Percentile Speed = 30.8 mph
85th Percentile Vehicles = 54,401 counts
Max Speed = 69.0 mph on 06/06/2021 21:45:00
Total Vehicles = 64,001 counts
AADT: 2134.8

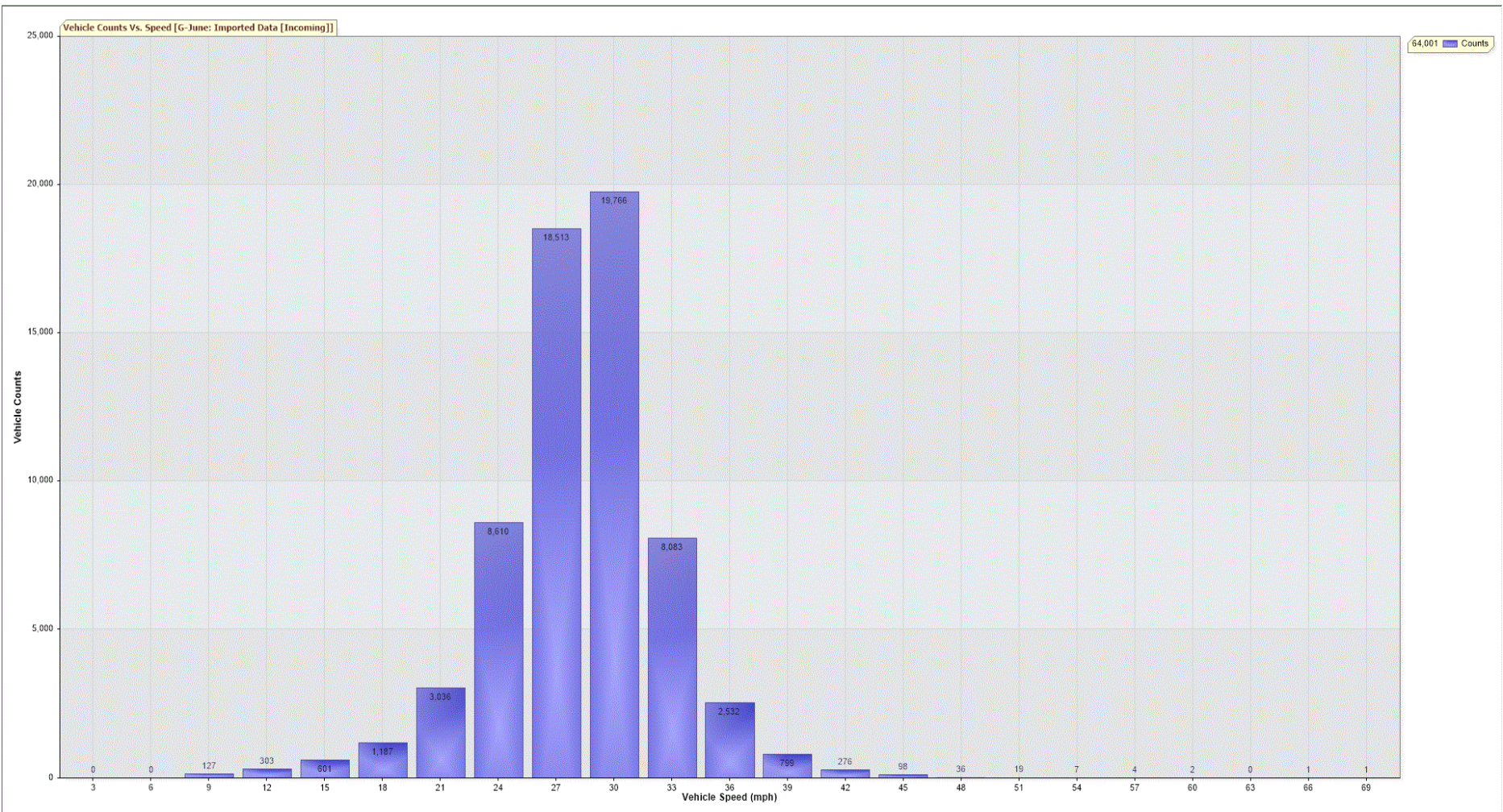
Volumes - weekly vehicle counts

	Time	5 Day	7 Day
Average Daily		2,339	2,121
AM peak	8:00 to 9:00	240	192
PM peak	5:00 to 6:00	193	168

Speed

Speed limit: 30 mph
85th Percentile Speed: 30.8 mph
Average Speed: 28.2 mph

	Monday	Tuesday	Wednesday	Thursday	Friday	Saturday	Sunday
Count over limit	1691	2127	1894	1613	1653	1573	1307
% over limit	19.3	18.5	16.5	16.3	16.9	23.0	22.6
Avg speeder	32.5	32.4	32.4	32.3	32.4	32.5	32.7



TRAFFIC ANALYSIS REPORT

For Project: HR-June

Location/Name: Hurworth Road

Report Generated: 01/07/2021 11:06:46

Speed Intervals = 3 mph

Time Intervals = 5 minutes

Traffic Report From 01/06/2021 00:15:00 through 30/06/2021 23:45:00

85th Percentile Speed = 31.7 mph

85th Percentile Vehicles = 52,445 counts

Max Speed = 60.0 mph on 17/06/2021 20:30:00

Total Vehicles = 61,700 counts

AADT: 2058.1

Volumes - weekly vehicle counts

	Time	5 Day	7 Day
Average Daily		2,219	2,043
AM peak	8:00 to 9:00	181	143
PM peak	5:00 to 6:00	200	179

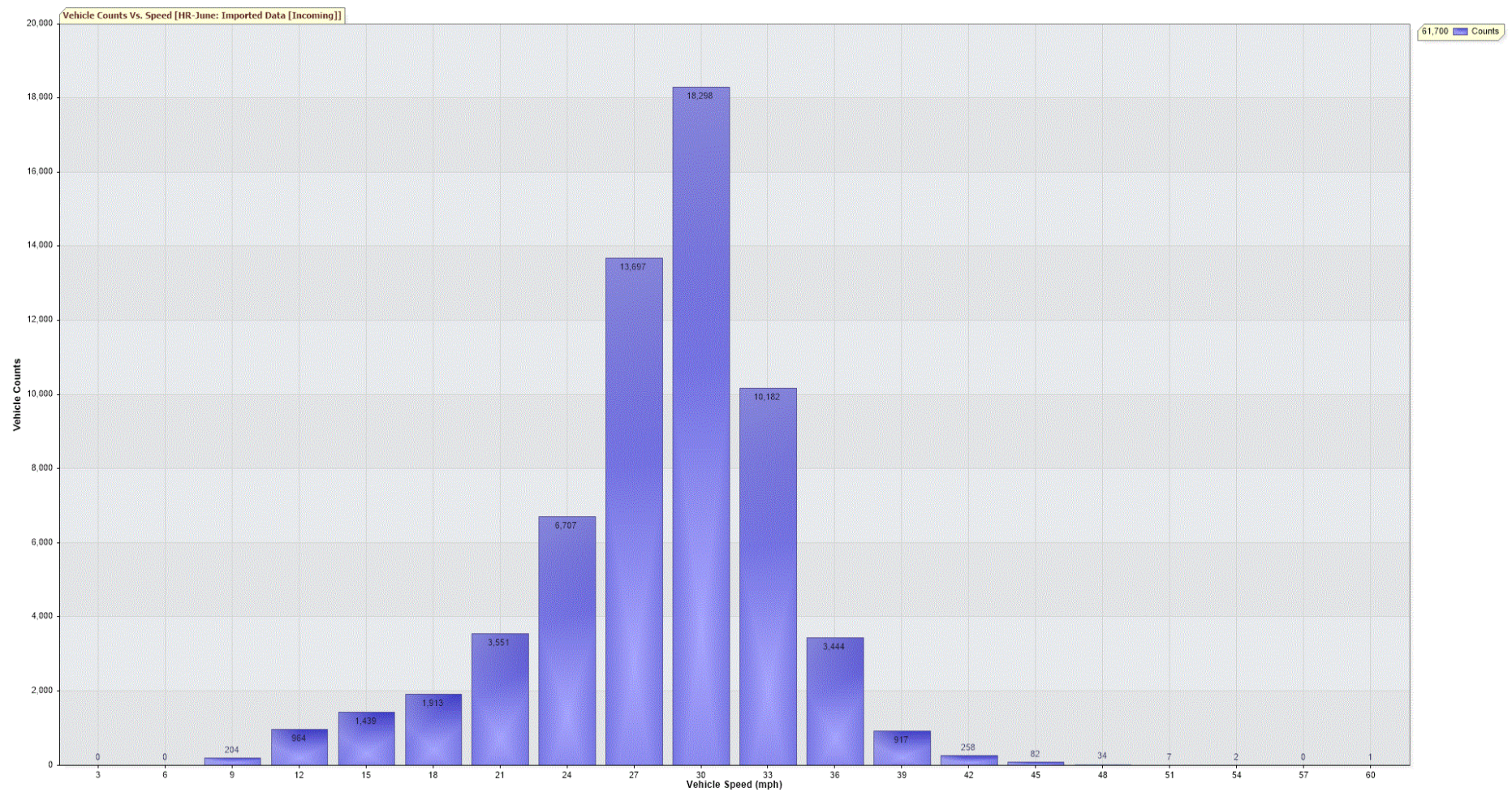
Speed

Speed limit: 30 mph

85th Percentile Speed: 31.7 mph

Average Speed: 28.1 mph

	Monday	Tuesday	Wednesday	Thursday	Friday	Saturday	Sunday
Count over limit	2475	2572	2233	1669	2001	1869	2108
% over limit	27.6	22.8	20.2	19.3	22.6	28.0	34.2
Avg speeder	32.3	32.3	32.2	32.3	32.3	32.5	32.4



TRAFFIC ANALYSIS REPORT

For Project: L-June

Location/Name: Linden Court

Report Generated: 01/07/2021 11:18:46

Speed Intervals = 3 mph

Time Intervals = 5 minutes

Traffic Report From 01/06/2021 00:15:00 through 30/06/2021 23:45:00

85th Percentile Speed = 32.1 mph

85th Percentile Vehicles = 131,379 counts

Max Speed = 57.0 mph on 04/06/2021 16:45:00

Total Vehicles = 154,563 counts

AADT: 5155.7

Volumes - weekly vehicle counts

	Time	5 Day	7 Day
Average Daily		5,476	5,131
AM peak	8:00 to 9:00	474	400
PM peak	5:00 to 6:00	410	358

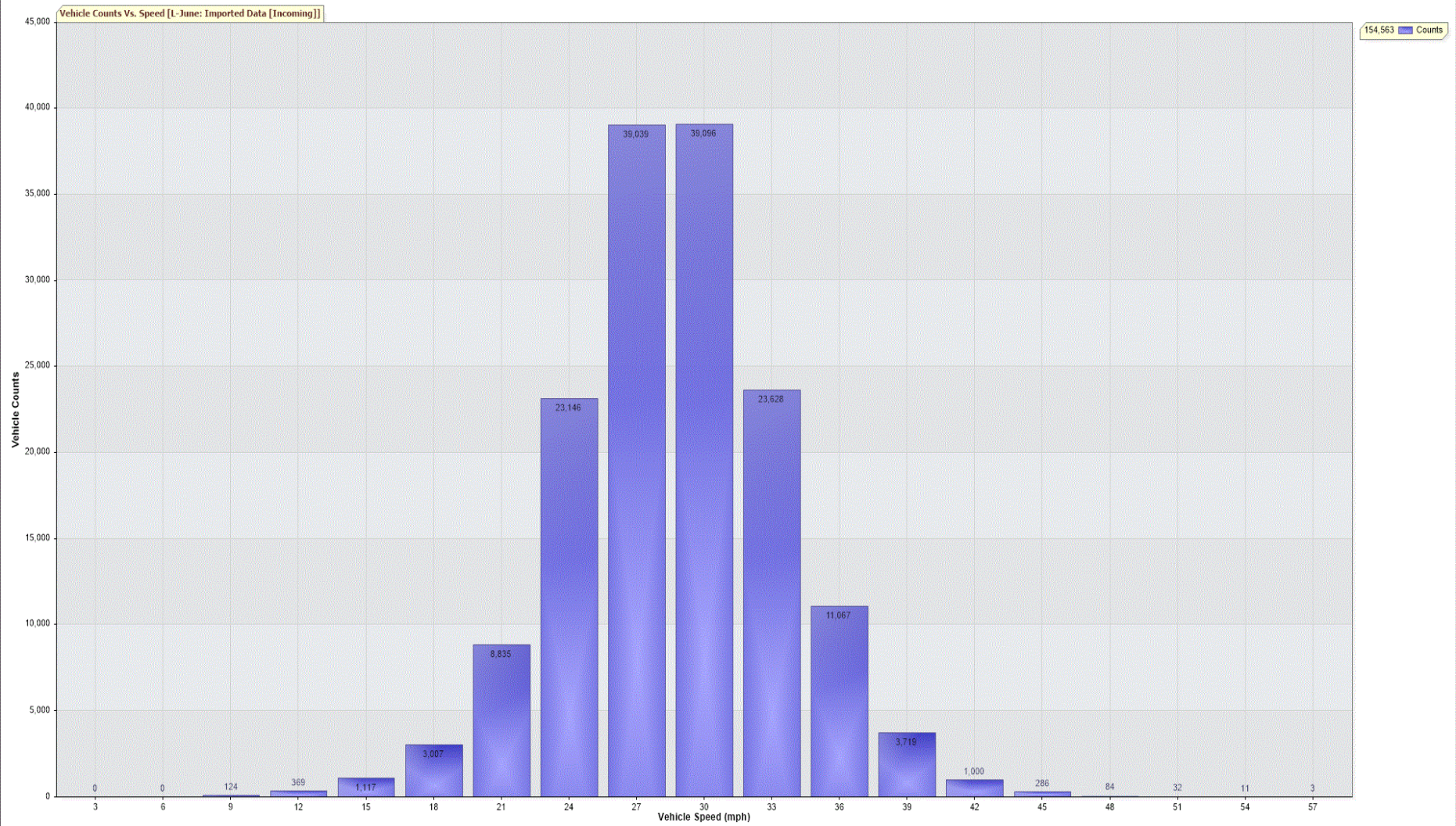
Speed

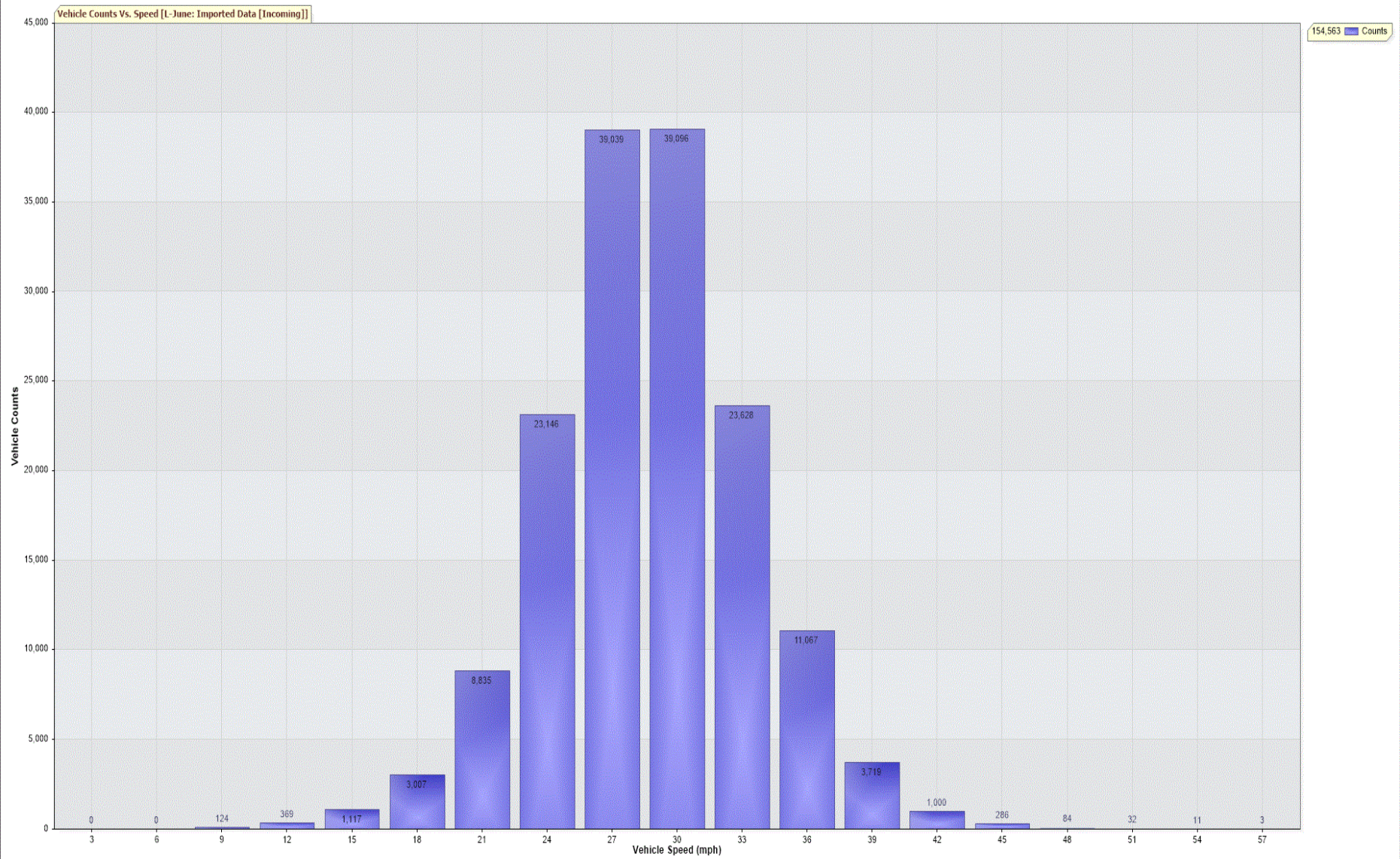
Speed limit: 30 mph

85th Percentile Speed: 32.1 mph

Average Speed: 28.7 mph

	Monday	Tuesday	Wednesday	Thursday	Friday	Saturday	Sunday
Count over limit	5723	6164	6547	5754	5761	5306	4575
% over limit	27.4	23.3	23.4	25.7	25.3	27.7	30.4
Avg speeder	32.8	32.8	32.7	32.6	32.8	32.8	32.9





TRAFFIC ANALYSIS REPORT

For Project: RH-June

Location/Name: Roundhill Road

Report Generated: 01/07/2021 11:42:22

Speed Intervals = 3 mph

Time Intervals = 5 minutes

Traffic Report From 01/06/2021 00:15:00 through 30/06/2021 23:45:00

85th Percentile Speed = 26.5 mph

85th Percentile Vehicles = 15,831 counts

Max Speed = 48.0 mph on 27/06/2021 08:30:00

Total Vehicles = 18,625 counts

AADT: 621.3

Volumes - weekly vehicle counts

	Time	5 Day	7 Day
Average Daily		670	611
AM peak	8:00 to 9:00	60	49
PM peak	5:00 to 6:00	48	44

Speed

Speed limit: 30 mph

85th Percentile Speed: 26.5 mph

Average Speed: 22.3 mph

	Monday	Tuesday	Wednesday	Thursday	Friday	Saturday	Sunday
Count over limit	101	143	102	25	47	80	93
% over limit	3.2	3.7	2.8	1.3	2.1	4.3	5.0
Avg speeder	32.3	32.2	32.8	31.8	32.4	32.7	32.4

