

## TRAFFIC ANALYSIS REPORT

For Project: Green-March-2024

Project Notes/Address:

Location/Name: Incoming

Report Generated: 03/04/2024 15:59:07

Speed Intervals = 3 MPH

Time Intervals = 5 minutes

Traffic Report From 29/02/2024 23:00:00 through 31/03/2024 23:59:59

85th Percentile Speed = 31.1 MPH

85th Percentile Vehicles = 32,167 counts

Max Speed = 72.0 MPH on 09/03/2024 00:05:00

Total Vehicles = 37,843 counts

AADT: 1219.1

Volumes - weekly vehicle counts

	Time	5 Day	7 Day
Average Daily		1,281	1,195
AM peak	8:00 to 9:00	169	136
PM peak	3:00 to 4:00	116	104

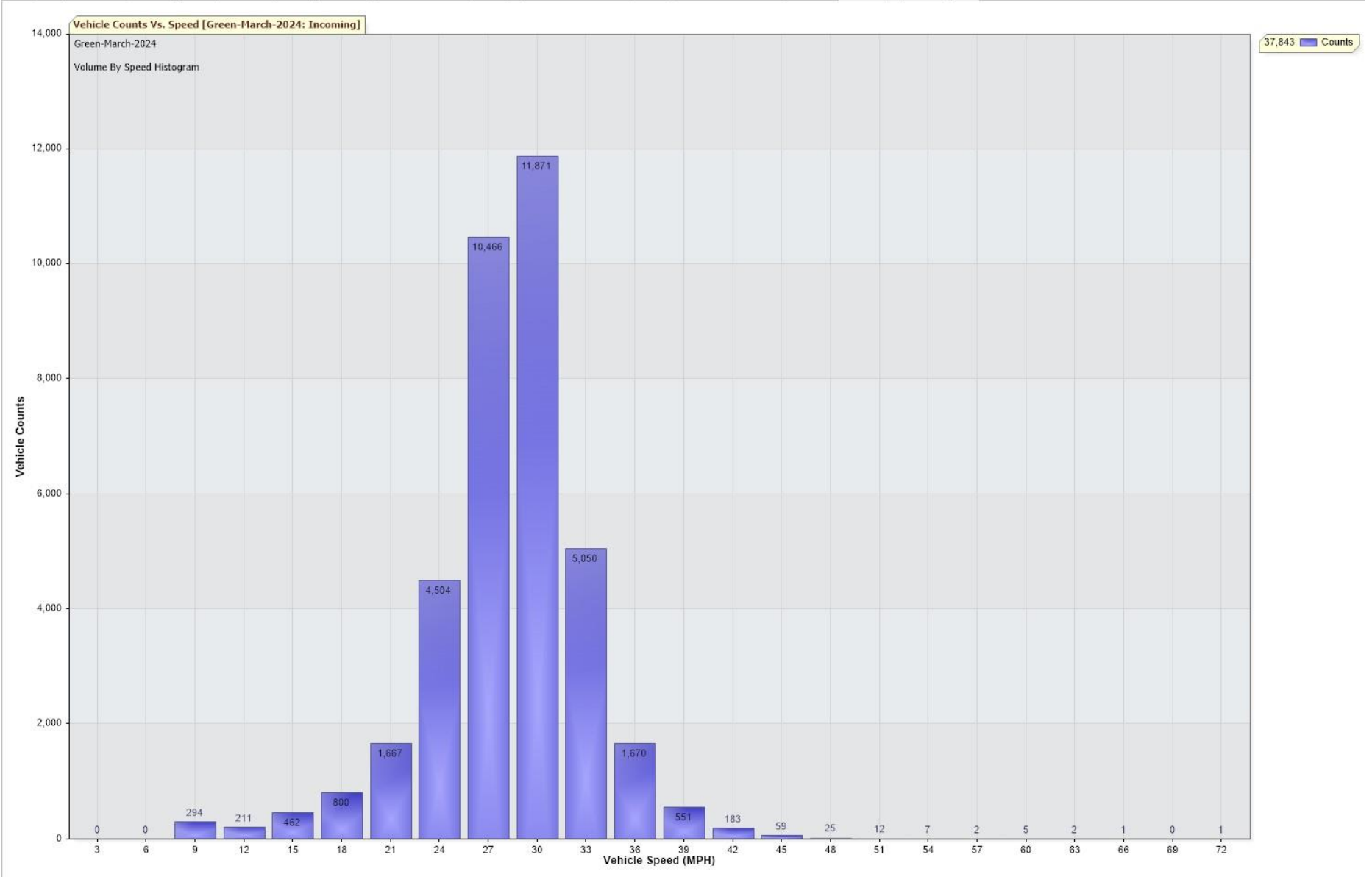
Speed

Speed limit: 30 MPH

85th Percentile Speed: 31.1 MPH

Average Speed: 26.8 MPH

	Monday	Tuesday	Wednesday	Thursday	Friday	Saturday	Sunday
Count over limit	950	1029	1039	1000	1275	1255	1020
% over limit	19.1	18.2	19.4	19.1	18.6	24.4	21.9
Avg speeder	33.0	33.0	32.9	32.9	33.1	33.2	33.1



## TRAFFIC ANALYSIS REPORT

For Project: Hurworth-Road-March-2024

Project Notes/Address:

Location/Name: Incoming

Report Generated: 03/04/2024 16:03:20

Speed Intervals = 3 MPH

Time Intervals = 5 minutes

Traffic Report From 29/02/2024 23:00:00 through 31/03/2024 23:59:59

85th Percentile Speed = 31.7 MPH

85th Percentile Vehicles = 57,748 counts

Max Speed = 54.0 MPH on 03/03/2024 19:35:00

Total Vehicles = 67,939 counts

AADT: 2188.6

Volumes - weekly vehicle counts

	Time	5 Day	7 Day
Average Daily		2,321	2,148
AM peak	8:00 to 9:00	233	186
PM peak	3:00 to 4:00	242	214

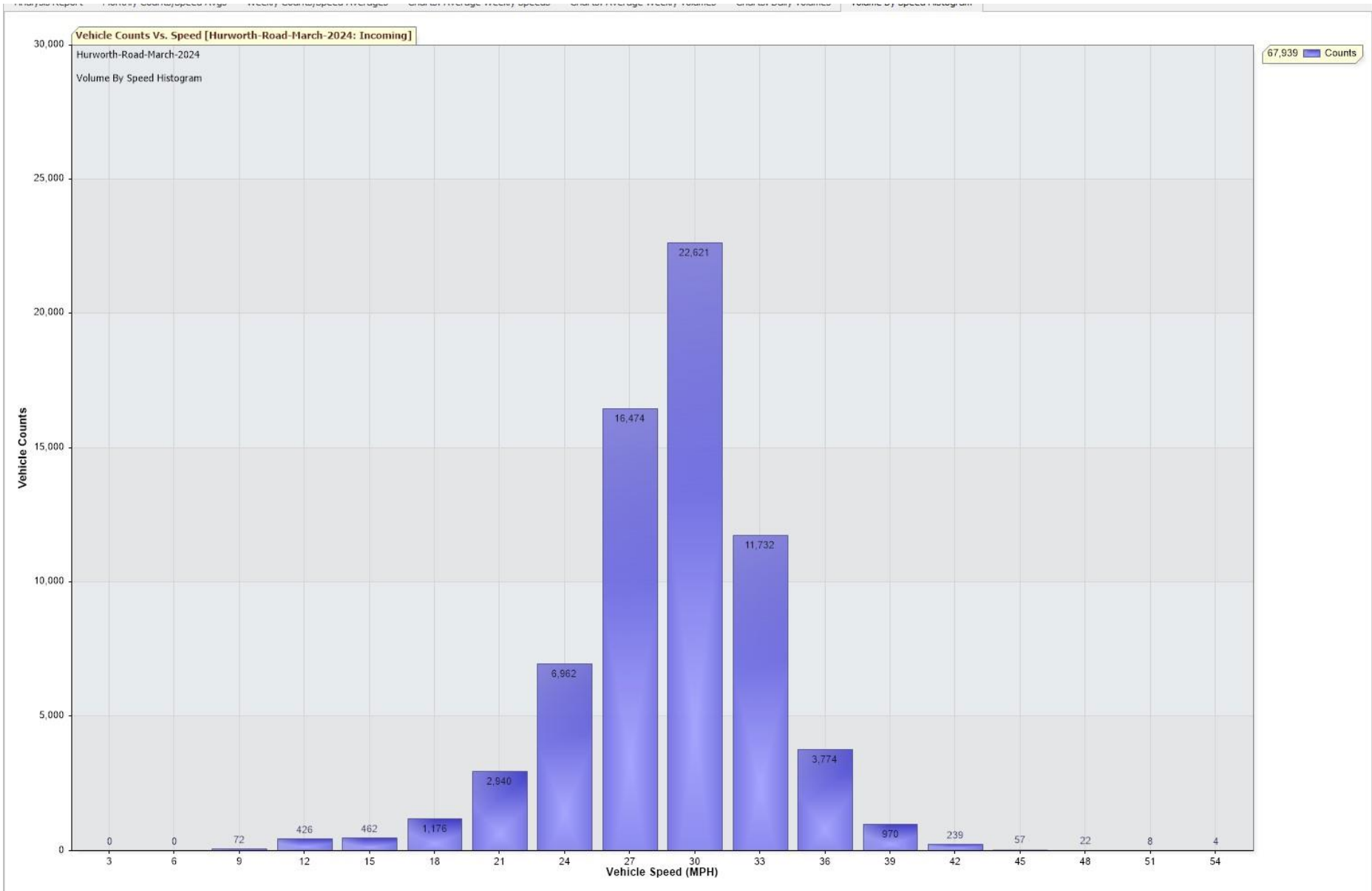
Speed

Speed limit: 30 MPH

85th Percentile Speed: 31.7 MPH

Average Speed: 27.4 MPH

	Monday	Tuesday	Wednesday	Thursday	Friday	Saturday	Sunday
Count over limit	1852	2160	2135	2294	2682	3053	2630
% over limit	20.3	21.5	21.7	23.1	22.6	33.1	33.2
Avg speeder	32.6	32.6	32.6	32.6	32.7	32.9	32.9



## TRAFFIC ANALYSIS REPORT

For Project: Linden-Court-March-2024

Project Notes/Address:

Location/Name: Incoming

Report Generated: 03/04/2024 16:08:04

Speed Intervals = 3 MPH

Time Intervals = 5 minutes

Traffic Report From 29/02/2024 23:00:00 through 31/03/2024 23:59:59

85th Percentile Speed = 32.7 MPH

85th Percentile Vehicles = 116,021 counts

Max Speed = 66.0 MPH on 07/03/2024 22:20:00

Total Vehicles = 136,495 counts

AADT: 4397.2

Volumes - weekly vehicle counts

	Time	5 Day	7 Day
Average Daily		4,543	4,303
AM peak	8:00 to 9:00	442	373
PM peak	4:00 to 5:00	387	342

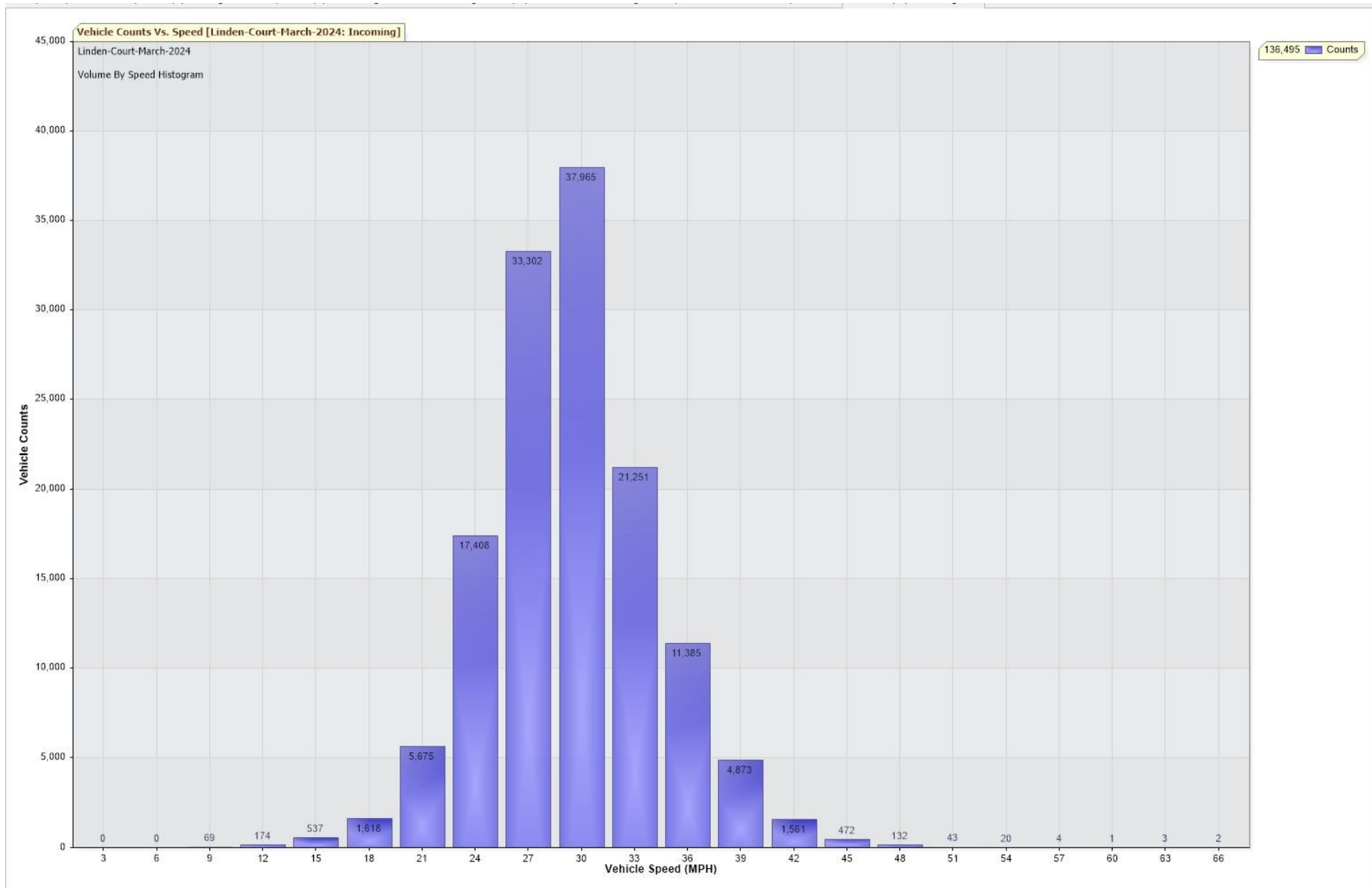
Speed

Speed limit: 30 MPH

85th Percentile Speed: 32.7 MPH

Average Speed: 27.9 MPH

	Monday	Tuesday	Wednesday	Thursday	Friday	Saturday	Sunday
Count over limit	5248	5232	5175	5328	6957	6352	5455
% over limit	29.0	27.9	26.3	27.5	29.5	30.8	33.2
Avg speeder	33.7	33.6	33.6	33.6	33.6	33.7	33.8



## TRAFFIC ANALYSIS REPORT

For Project: Roundhill-Road-March-2024

Project Notes/Address:

Location/Name: Incoming

Report Generated: 03/04/2024 16:11:36

Speed Intervals = 3 MPH

Time Intervals = 5 minutes

Traffic Report From 29/02/2024 23:00:00 through 31/03/2024 23:59:59

85th Percentile Speed = 26.3 MPH

85th Percentile Vehicles = 41,217 counts

Max Speed = 57.0 MPH on 18/03/2024 06:05:00

Total Vehicles = 48,491 counts

AADT: 1562.1

Volumes - weekly vehicle counts

	Time	5 Day	7 Day
Average Daily		1,654	1,531
AM peak	8:00 to 9:00	179	145
PM peak	3:00 to 4:00	161	142

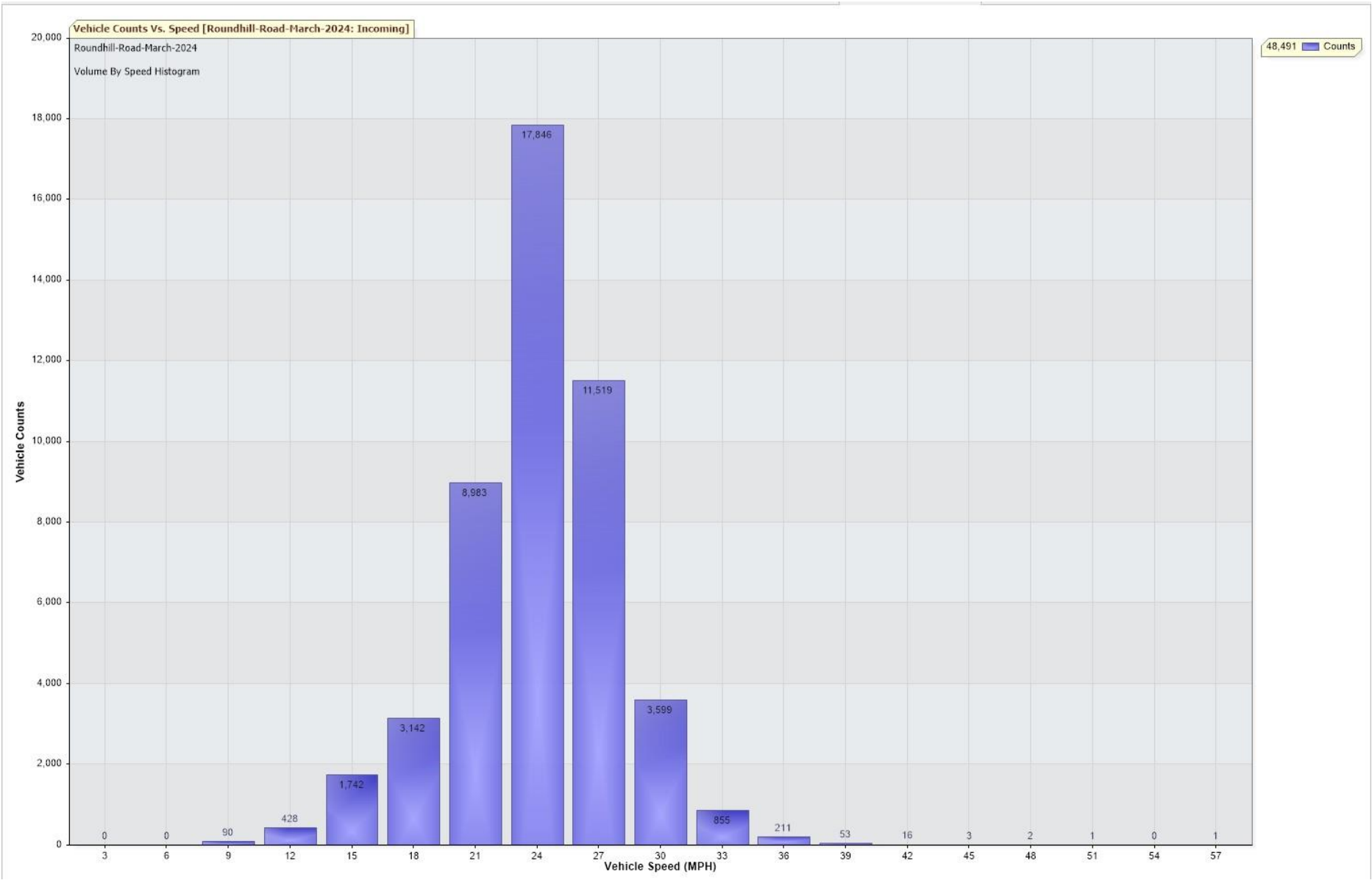
Speed

Speed limit: 30 MPH

85th Percentile Speed: 26.3 MPH

Average Speed: 22.5 MPH

	Monday	Tuesday	Wednesday	Thursday	Friday	Saturday	Sunday
Count over limit	84	105	73	106	235	284	255
% over limit	1.3	1.5	1.1	1.5	2.7	4.2	4.6
Avg speeder	33.3	32.4	32.3	32.2	32.5	32.7	32.5





The device at Metal Bridge has no Bluetooth Connectivity!