

TRAFFIC ANALYSIS REPORT

For Project: Hurworth Road East (towards Spar Junction) November 2020 3mph intervals
 Location/Name: Incoming Dir
 Report Generated: 02/12/2020 21:38:47
 Speed Intervals = 3 mph
 Time Intervals = 5 minutes

Traffic Report From 01/11/2020 00:15:00 through 01/12/2020 00:15:00

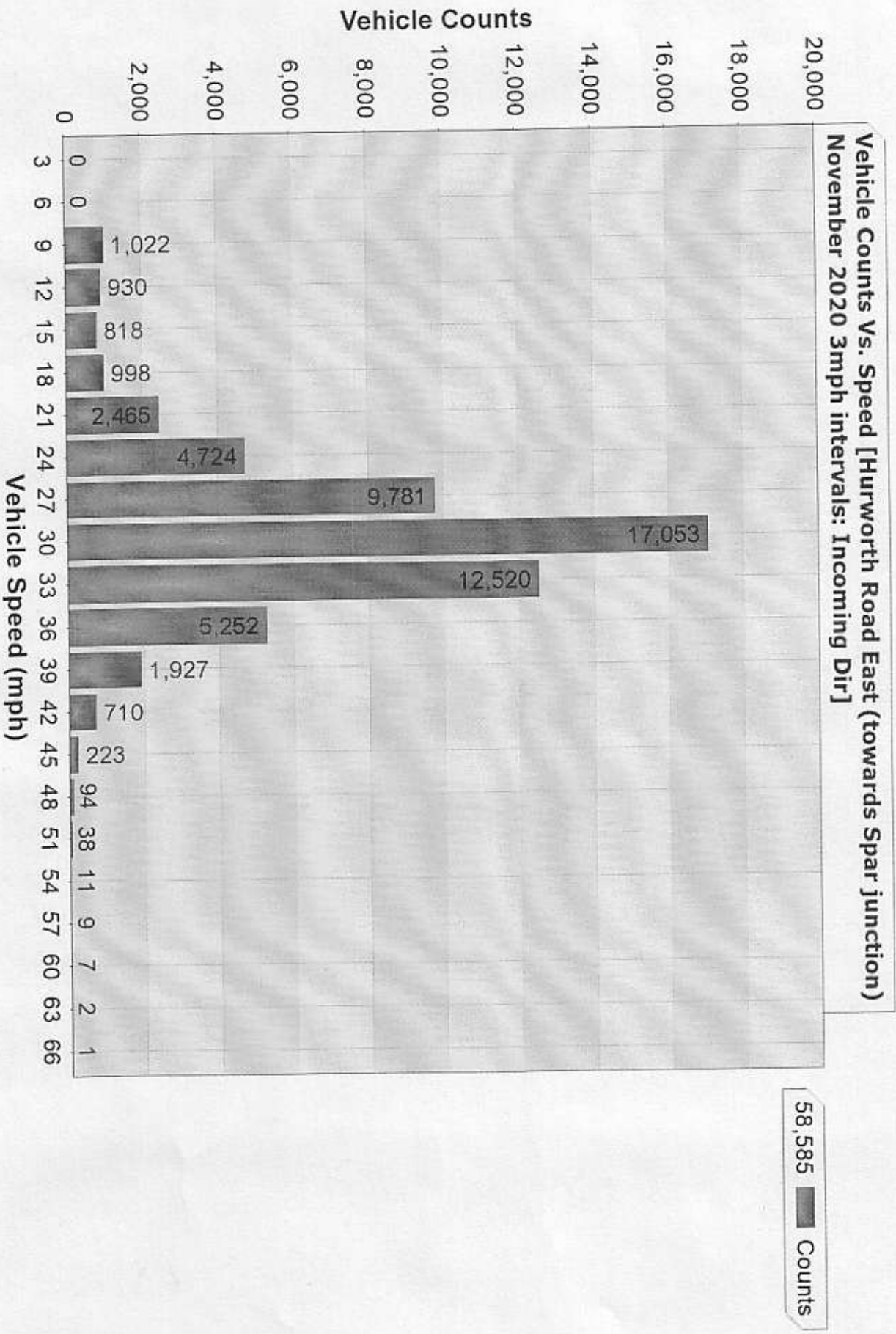
85th Percentile Speed = 32.9 mph
 85th Percentile Vehicles = 49,797 counts
 Max Speed = 66.0 mph on 04/11/2020 02:00:00
 Total Vehicles = 58,585 counts
 AADT: 1952.8

Volumes - weekly vehicle counts

Average Daily	Time	5 Day	7 Day
AM peak	8:00 to 9:00	2,176	1,966
PM peak	5:00 to 6:00	183	143
		177	150

Speed
 Speed limit: 30 mph
 85th Percentile Speed: 32.9 mph
 Average Speed: 29.3 mph

	Monday	Tuesday	Wednesday	Thursday	Friday	Saturday	Sunday
Count over limit	3292	2889	3018	2997	2934	2843	2821
% over limit	30.8	32.7	33.8	35.0	33.7	46.9	41.2
Avg speeder	32.7	32.7	32.8	32.8	32.8	33.2	33.1



TRAFFIC ANALYSIS REPORT

For Project: The Green West (towards Spar junction) November 3mph intervals
 Location/Name: Incoming Dir
 Report Generated: 02/12/2020 21:46:38
 Speed Intervals = 3 mph
 Time Intervals = 5 minutes

Traffic Report From 01/11/2020 00:15:00 through 01/12/2020 00:15:00

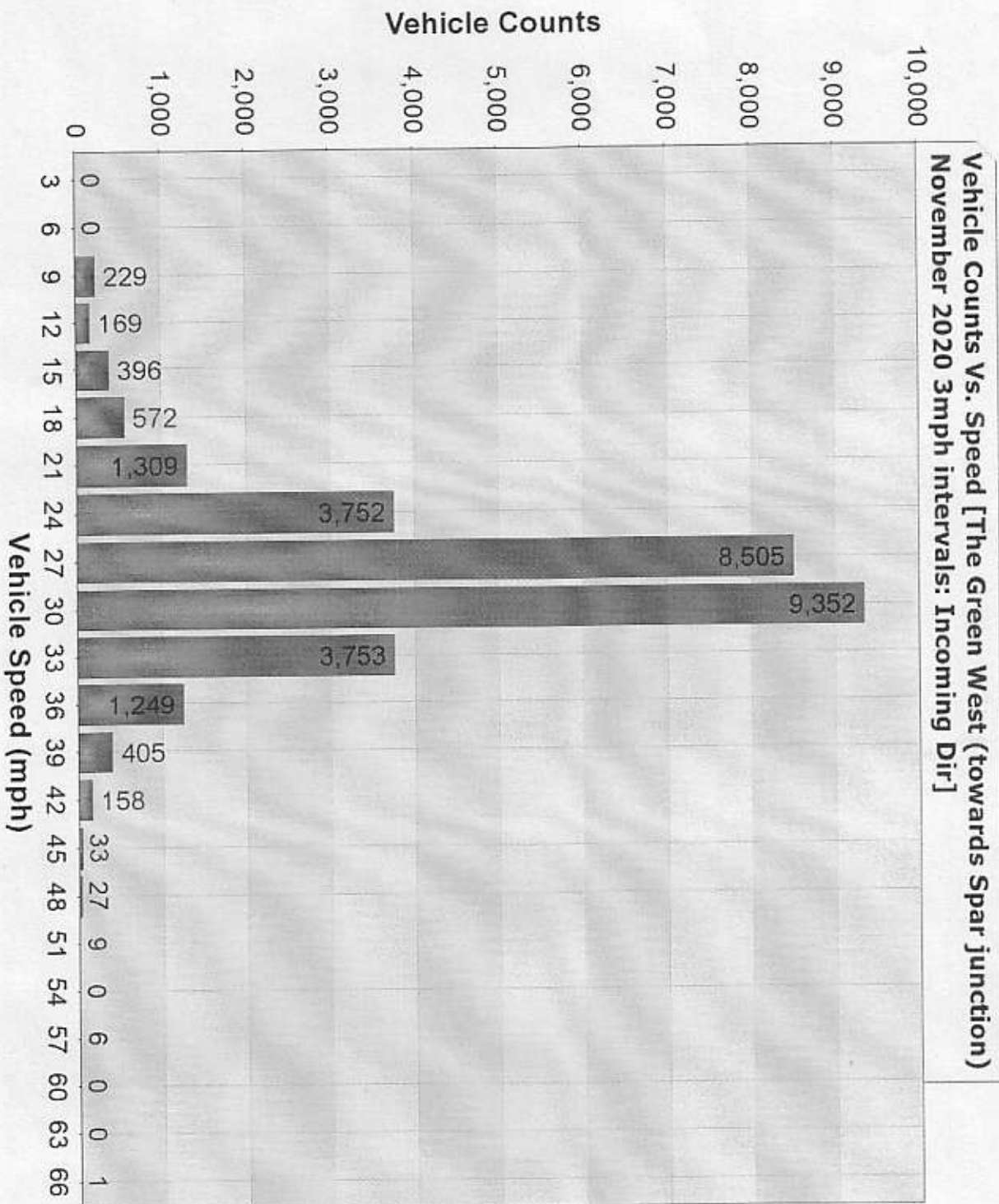
85th Percentile Speed = 30.9 mph
 85th Percentile Vehicles = 25,436 counts
 Max Speed = 66.0 mph on 21/11/2020 00:45:00
 Total Vehicles = 29,925 counts
 AADT: 997.5

Volumes - weekly vehicle counts

Average Daily	Time	5 Day	7 Day
AM peak	8:00 to 9:00	130	101
PM peak	5:00 to 6:00	73	66

Speed
 Speed limit: 30 mph
 85th Percentile Speed: 30.9 mph
 Average Speed: 28.2 mph

	Monday	Tuesday	Wednesday	Thursday	Friday	Saturday	Sunday
Count over limit	976	772	825	838	811	700	719
% over limit	18.2	17.1	17.6	19.2	17.7	21.6	22.6
Avg speeder	32.5	32.6	32.5	32.5	32.5	32.8	32.6



29,925 ■ Counts

TRAFFIC ANALYSIS REPORT

For Project: Steel Bridge West November (towards Spar Junction) 2020 3mph intervals
 Location/Name: Incoming Dir
 Report Generated: 02/12/2020 21:50:48
 Speed Intervals = 3 mph
 Time Intervals = 5 minutes

Traffic Report From 01/11/2020 00:15:00 through 01/12/2020 00:15:00

85th Percentile Speed = 31.5 mph
 85th Percentile Vehicles = 18,494 counts
 Max Speed = 72.0 mph on 10/11/2020 21:30:00
 Total Vehicles = 21,758 counts
 AADT: 725.3

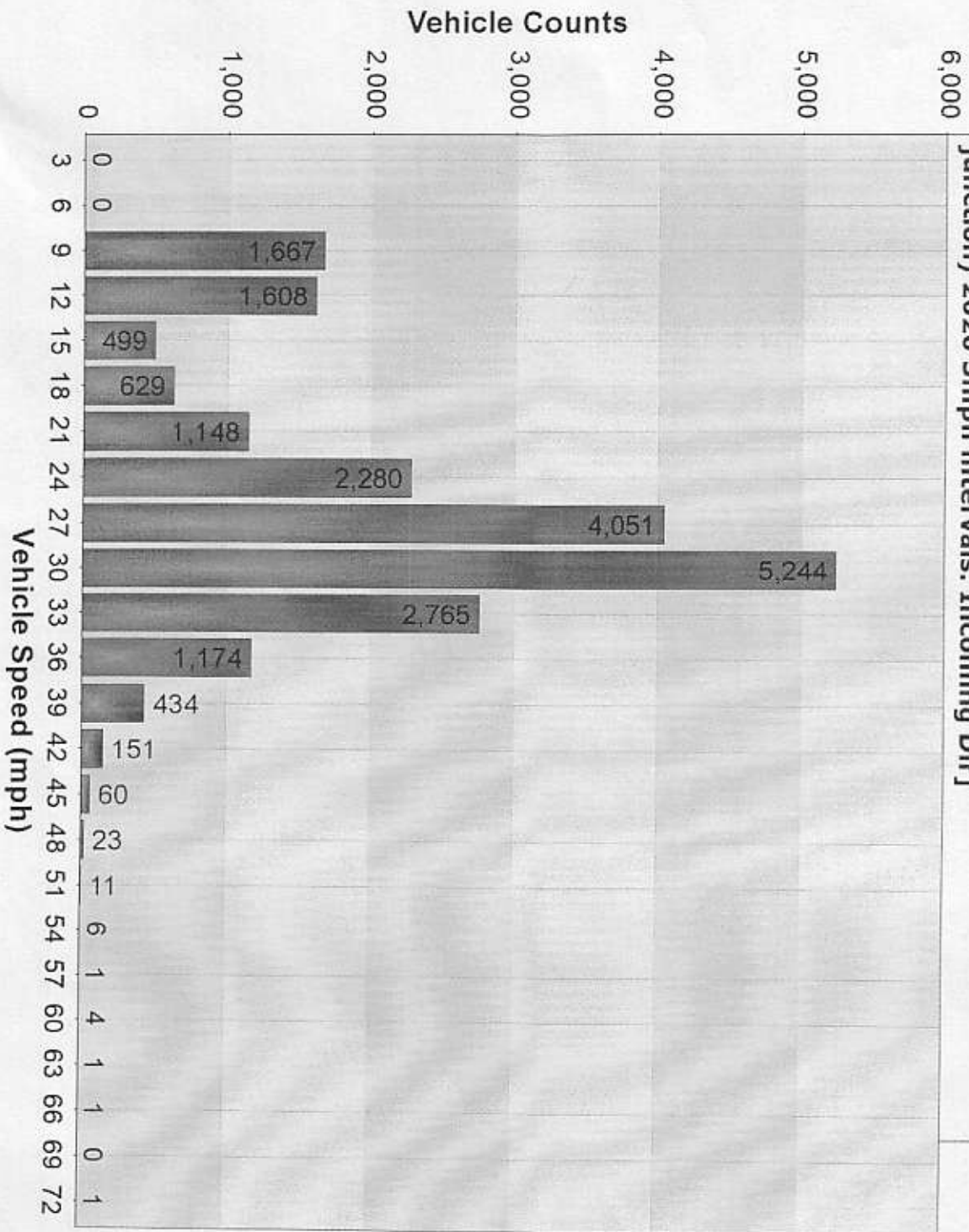
Volumes - weekly vehicle counts

Average Daily	Time	5 Day	7 Day
AM peak	8:00 to 9:00	810	732
PM peak	5:00 to 6:00	100	77
		54	47

Speed
 Speed limit: 30 mph
 85th Percentile Speed: 31.5 mph
 Average Speed: 25.8 mph

	Monday	Tuesday	Wednesday	Thursday	Friday	Saturday	Sunday
Count over limit	795	688	727	713	688	511	510
% over limit	21.1	21.2	21.6	22.0	20.6	21.6	21.1
Avg speeder	33.1	32.9	32.8	33.1	32.8	33.3	32.9

Vehicle Counts Vs. Speed [Steel Bridge West November (towards Spar junction) 2020 3mph intervals: Incoming Dir]



21,758 Counts