

Traffic Statistics January 2023:

TRAFFIC ANALYSIS REPORT

For Project: Green-Jan-2023

Project Notes/Address:

Location/Name: Incoming

Report Generated: 01/02/2023 11:44:54

Speed Intervals = 3 MPH

Time Intervals = 5 minutes

Traffic Report From 31/12/2022 23:00:00 through 31/01/2023 23:59:59

85th Percentile Speed = 30.9 MPH

85th Percentile Vehicles = 27,363 counts

Max Speed = 54.0 MPH on 24/01/2023 07:05:00

Total Vehicles = 32,192 counts

AADT: 1037.1

Volumes - weekly vehicle counts

	Time	5 Day	7 Day
Average Daily		1,166	1,026
AM peak	8:00 to 9:00	152	117
PM peak	3:00 to 4:00	111	97

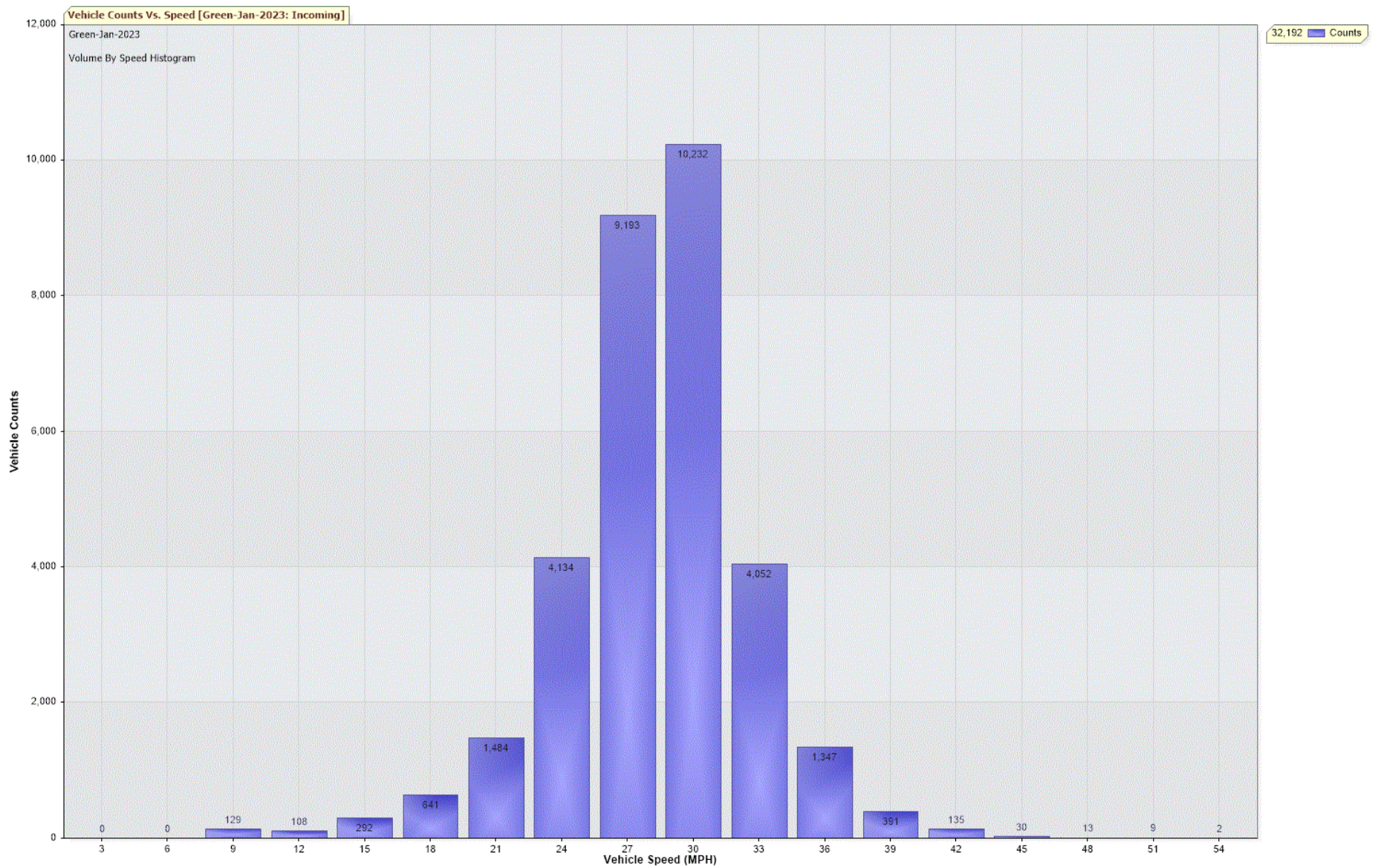
Speed

Speed limit: 30 MPH

85th Percentile Speed: 30.9 MPH

Average Speed: 26.8 MPH

	Monday	Tuesday	Wednesday	Thursday	Friday	Saturday	Sunday
Count over limit	1022	1088	755	822	808	708	776
% over limit	19.9	20.2	16.0	16.9	15.1	21.8	22.2
Avg speeder	32.9	33.0	32.7	32.9	32.8	33.0	33.0



TRAFFIC ANALYSIS REPORT

For Project: Hurworth-Road-Jan-2023

Project Notes/Address:

Location/Name: Incoming

Report Generated: 01/02/2023 11:50:09

Speed Intervals = 3 MPH

Time Intervals = 5 minutes

Traffic Report From 31/12/2022 23:00:00 through 31/01/2023 23:59:59

85th Percentile Speed = 31.3 MPH

85th Percentile Vehicles = 53,116 counts

Max Speed = 51.0 MPH on 04/01/2023 07:00:00

Total Vehicles = 62,489 counts

AADT: 2013.1

Volumes - weekly vehicle counts

	Time	5 Day	7 Day
Average Daily		2,207	1,982
AM peak	8:00 to 9:00	199	158
PM peak	3:00 to 4:00	223	204

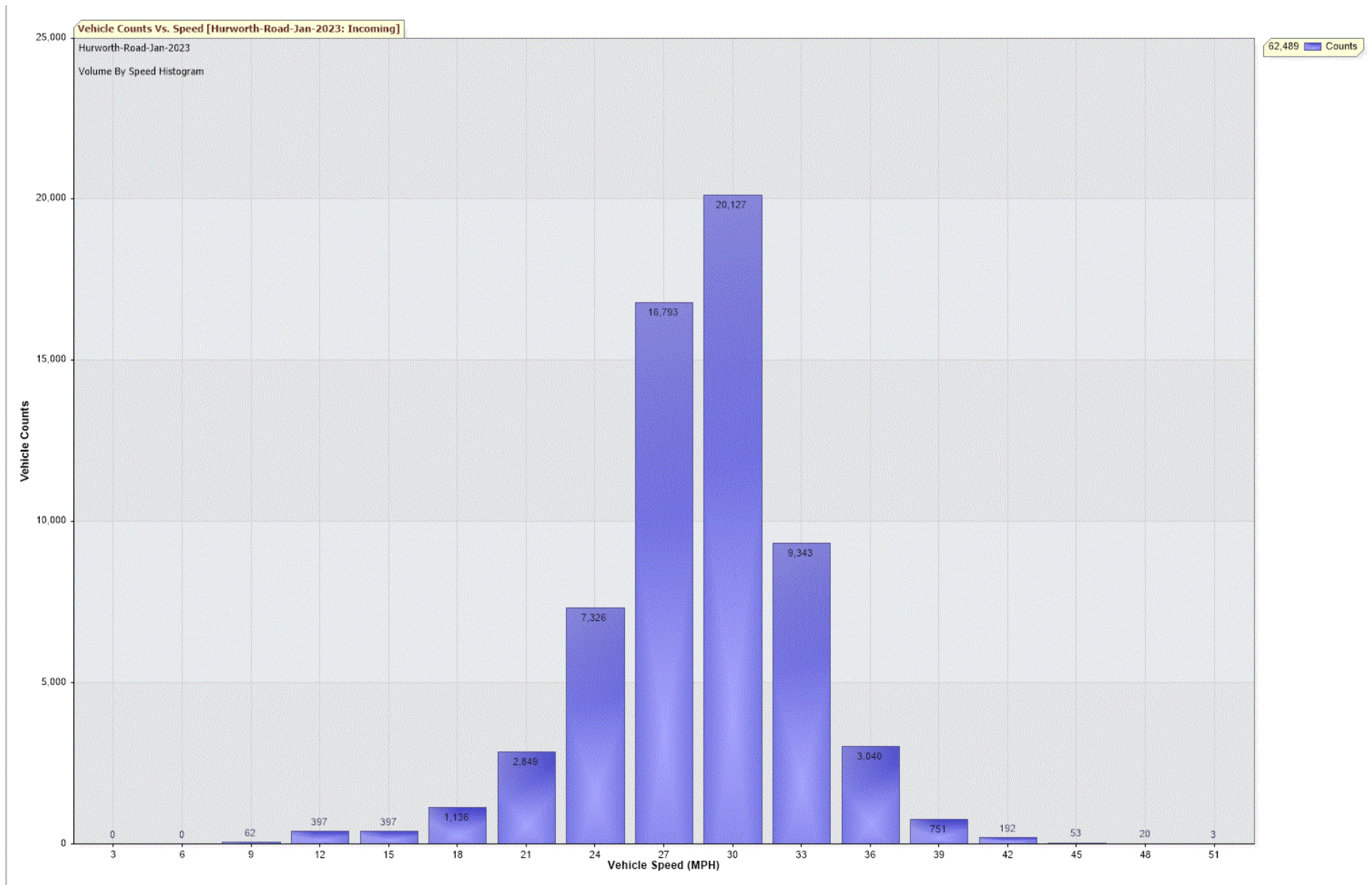
Speed

Speed limit: 30 MPH

85th Percentile Speed: 31.3 MPH

Average Speed: 27.0 MPH

	Monday	Tuesday	Wednesday	Thursday	Friday	Saturday	Sunday
Count over limit	1940	2049	1650	1701	1935	2026	2101
% over limit	19.1	19.5	18.4	18.8	20.2	28.6	29.6
Avg speeder	32.7	32.7	32.8	32.6	32.7	32.8	32.8



TRAFFIC ANALYSIS REPORT

For Project: Linden-Court-Jan-2023

Project Notes/Address:

Location/Name: Incoming

Report Generated: 01/02/2023 11:56:23

Speed Intervals = 3 MPH

Time Intervals = 5 minutes

Traffic Report From 31/12/2022 23:00:00 through 31/01/2023 23:59:59

85th Percentile Speed = 32.7 MPH

85th Percentile Vehicles = 106,723 counts

Max Speed = 60.0 MPH on 20/01/2023 07:10:00

Total Vehicles = 125,556 counts

AADT: 4044.8

Volumes - weekly vehicle counts

	Time	5 Day	7 Day
Average Daily		4,429	3,982
AM peak	8:00 to 9:00	433	355
PM peak	4:00 to 5:00	365	326

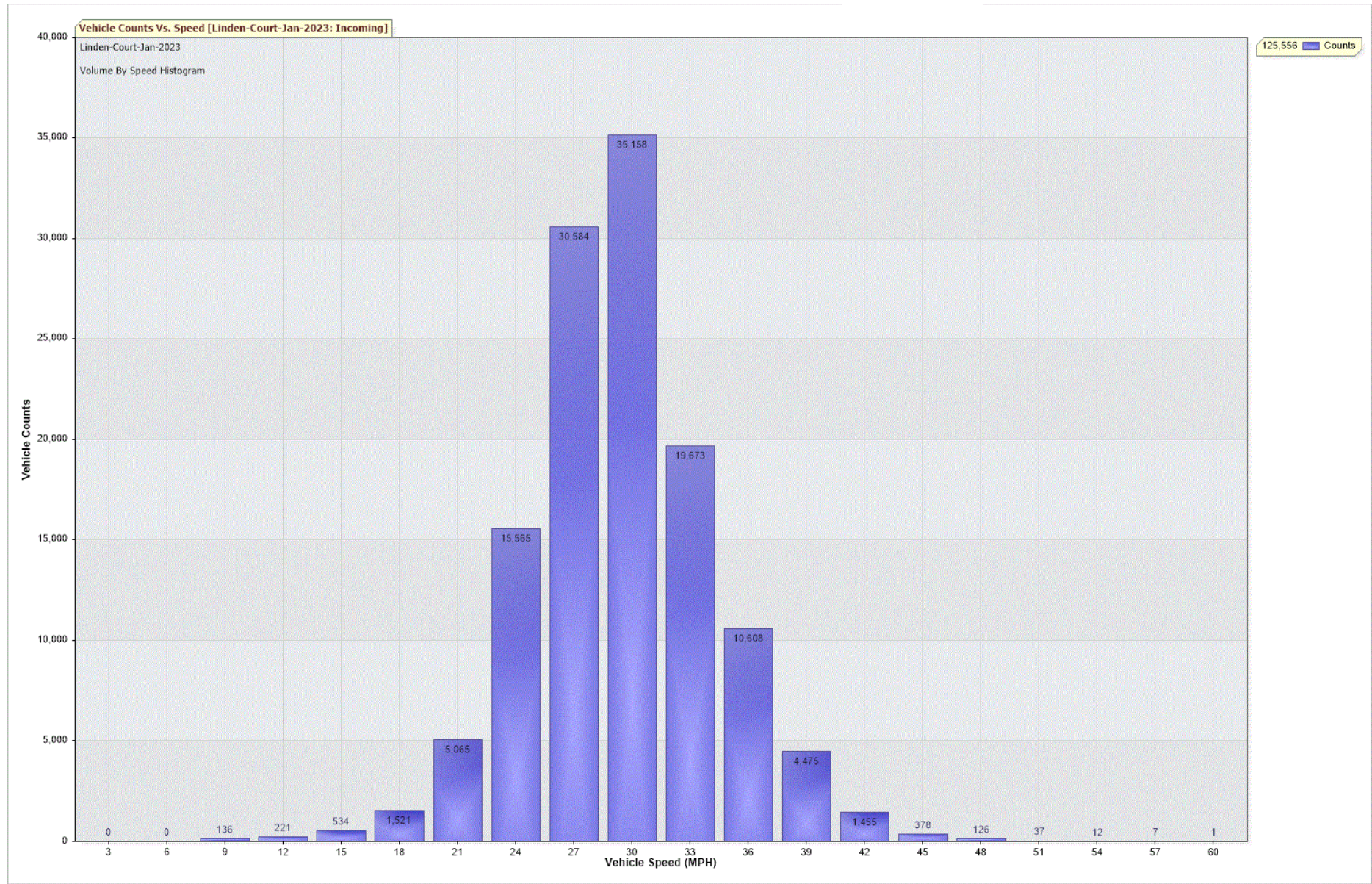
Speed

Speed limit: 30 MPH

85th Percentile Speed: 32.7 MPH

Average Speed: 27.9 MPH

	Monday	Tuesday	Wednesday	Thursday	Friday	Saturday	Sunday
Count over limit	6070	5905	5057	5030	5395	4582	4733
% over limit	30.3	27.5	27.6	27.5	28.7	30.5	34.7
Avg speeder	33.7	33.6	33.5	33.6	33.6	33.7	33.9



TRAFFIC ANALYSIS REPORT

For Project: Metal-Bridge-Jan-2023

Project Notes/Address:

Location/Name: Incoming

Report Generated: 01/02/2023 12:00:19

Speed Intervals = 3 MPH

Time Intervals = 5 minutes

Traffic Report From 31/12/2022 23:00:00 through 31/01/2023 23:59:59

85th Percentile Speed = 31.2 MPH

85th Percentile Vehicles = 20,819 counts

Max Speed = 75.0 MPH on 07/01/2023 20:30:00

Total Vehicles = 24,493 counts

AADT: 789.0

Volumes - weekly vehicle counts

	Time	5 Day	7 Day
Average Daily		869	777
AM peak	8:00 to 9:00	125	97
PM peak	3:00 to 4:00	88	77

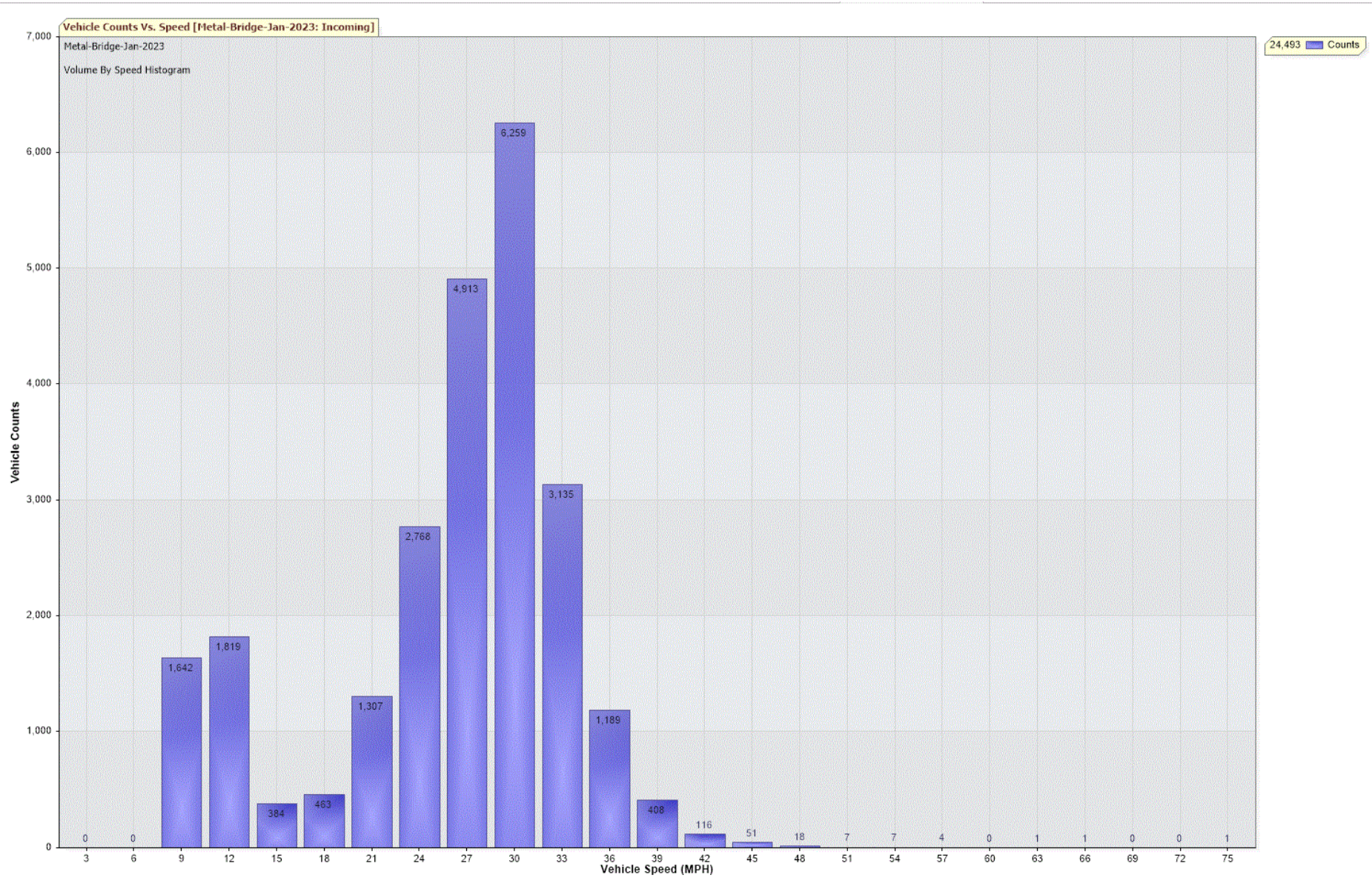
Speed

Speed limit: 30 MPH

85th Percentile Speed: 31.2 MPH

Average Speed: 24.5 MPH

	Monday	Tuesday	Wednesday	Thursday	Friday	Saturday	Sunday
Count over limit	823	864	652	704	780	542	573
% over limit	20.8	21.1	18.4	19.8	20.3	20.0	20.6
Avg speeder	33.1	33.2	33.0	33.2	33.3	33.4	33.3



TRAFFIC ANALYSIS REPORT

For Project: Roundhill-Road-Jan-2023

Project Notes/Address:

Location/Name: Incoming

Report Generated: 01/02/2023 12:04:14

Speed Intervals = 3 MPH

Time Intervals = 5 minutes

Traffic Report From 31/12/2022 23:00:00 through 31/01/2023 23:59:59

85th Percentile Speed = 26.0 MPH

85th Percentile Vehicles = 39,760 counts

Max Speed = 48.0 MPH on 19/01/2023 06:05:00

Total Vehicles = 46,777 counts

AADT: 1506.9

Volumes - weekly vehicle counts

	Time	5 Day	7 Day
Average Daily		1,668	1,484
AM peak	8:00 to 9:00	160	127
PM peak	3:00 to 4:00	164	146

Speed

Speed limit: 30 MPH

85th Percentile Speed: 26.0 MPH

Average Speed: 22.3 MPH

	Monday	Tuesday	Wednesday	Thursday	Friday	Saturday	Sunday
Count over limit	130	111	115	116	107	114	108
% over limit	1.7	1.4	1.7	1.7	1.5	2.2	2.2
Avg speeder	32.8	32.8	32.6	32.9	32.5	32.7	32.9

