

TRAFFIC ANALYSIS REPORT

For Project: Bridge-July

Location/Name: Incoming Dir

Report Generated: 01/09/2021 09:45:02

Speed Intervals = 3 mph

Time Intervals = 5 minutes

Traffic Report From 01/07/2021 00:10:00 through 31/07/2021 12:10:00

85th Percentile Speed = 31.6 mph

85th Percentile Vehicles = 24,122 counts

Max Speed = 78.0 mph on 18/07/2021 02:40:00

Total Vehicles = 28,379 counts

AADT: 930.5

Volumes - weekly vehicle counts

	Time	5 Day	7 Day
Average Daily		941	885
AM peak	8:00 to 9:00	87	73
PM peak	5:00 to 6:00	76	72

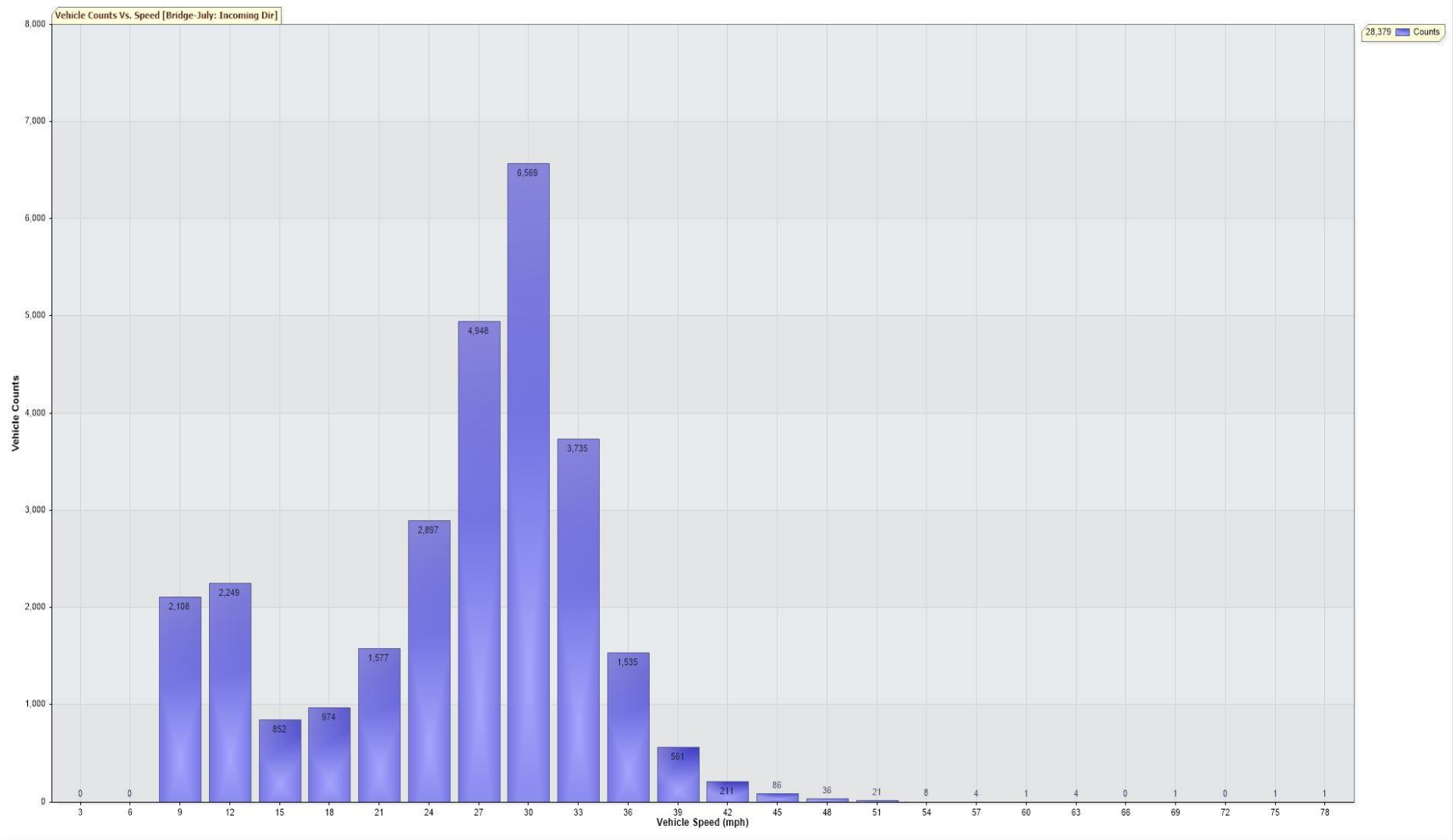
Speed

Speed limit: 30 mph

85th Percentile Speed: 31.6 mph

Average Speed: 25.6 mph

	Monday	Tuesday	Wednesday	Thursday	Friday	Saturday	Sunday
Count over limit	856	774	802	1112	1250	839	572
% over limit	22.5	21.0	21.0	21.7	23.9	22.5	19.2
Avg speeder	32.8	33.0	33.2	32.7	33.0	33.3	33.0



TRAFFIC ANALYSIS REPORT

For Project: Green-July

Location/Name: Incoming Dir

Report Generated: 01/09/2021 09:53:25

Speed Intervals = 3 mph

Time Intervals = 5 minutes

Traffic Report From 01/07/2021 00:10:00 through 31/07/2021 12:10:00

85th Percentile Speed = 30.8 mph

85th Percentile Vehicles = 32,280 counts

Max Speed = 69.0 mph on 31/07/2021 02:25:00

Total Vehicles = 37,977 counts

AADT: 1245.1

Volumes - weekly vehicle counts

	Time	5 Day	7 Day
Average Daily		1,268	1,184
AM peak	8:00 to 9:00	113	94
PM peak	5:00 to 6:00	95	90

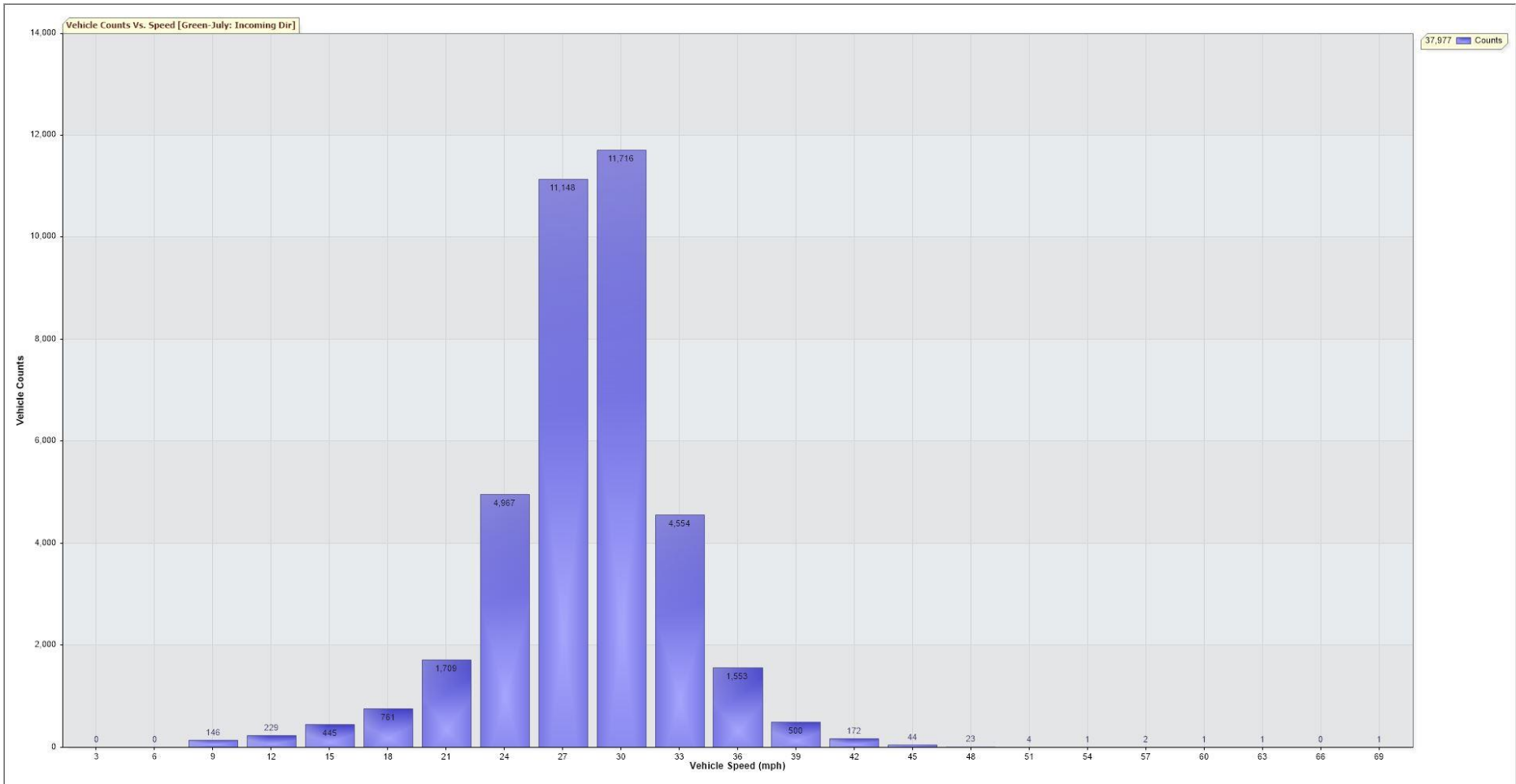
Speed

Speed limit: 30 mph

85th Percentile Speed: 30.8 mph

Average Speed: 28.1 mph

	Monday	Tuesday	Wednesday	Thursday	Friday	Saturday	Sunday
Count over limit	874	849	1055	1204	1241	947	686
% over limit	17.2	16.9	20.1	17.6	17.8	19.3	17.8
Avg speeder	32.4	32.4	32.5	32.4	32.5	32.8	32.5



TRAFFIC ANALYSIS REPORT

For Project: HR-July

Location/Name: Incoming Dir

Report Generated: 01/09/2021 10:01:19

Speed Intervals = 3 mph

Time Intervals = 5 minutes

Traffic Report From 30/06/2021 12:15:00 through 31/07/2021 12:15:00

85th Percentile Speed = 32.2 mph

85th Percentile Vehicles = 55,707 counts

Max Speed = 54.0 mph on 03/07/2021 05:15:00

Total Vehicles = 65,538 counts

AADT: 2114.1

Volumes - weekly vehicle counts

	Time	5 Day	7 Day
Average Daily		2,230	2,039
AM peak	8:00 to 9:00	157	127
PM peak	5:00 to 6:00	201	180

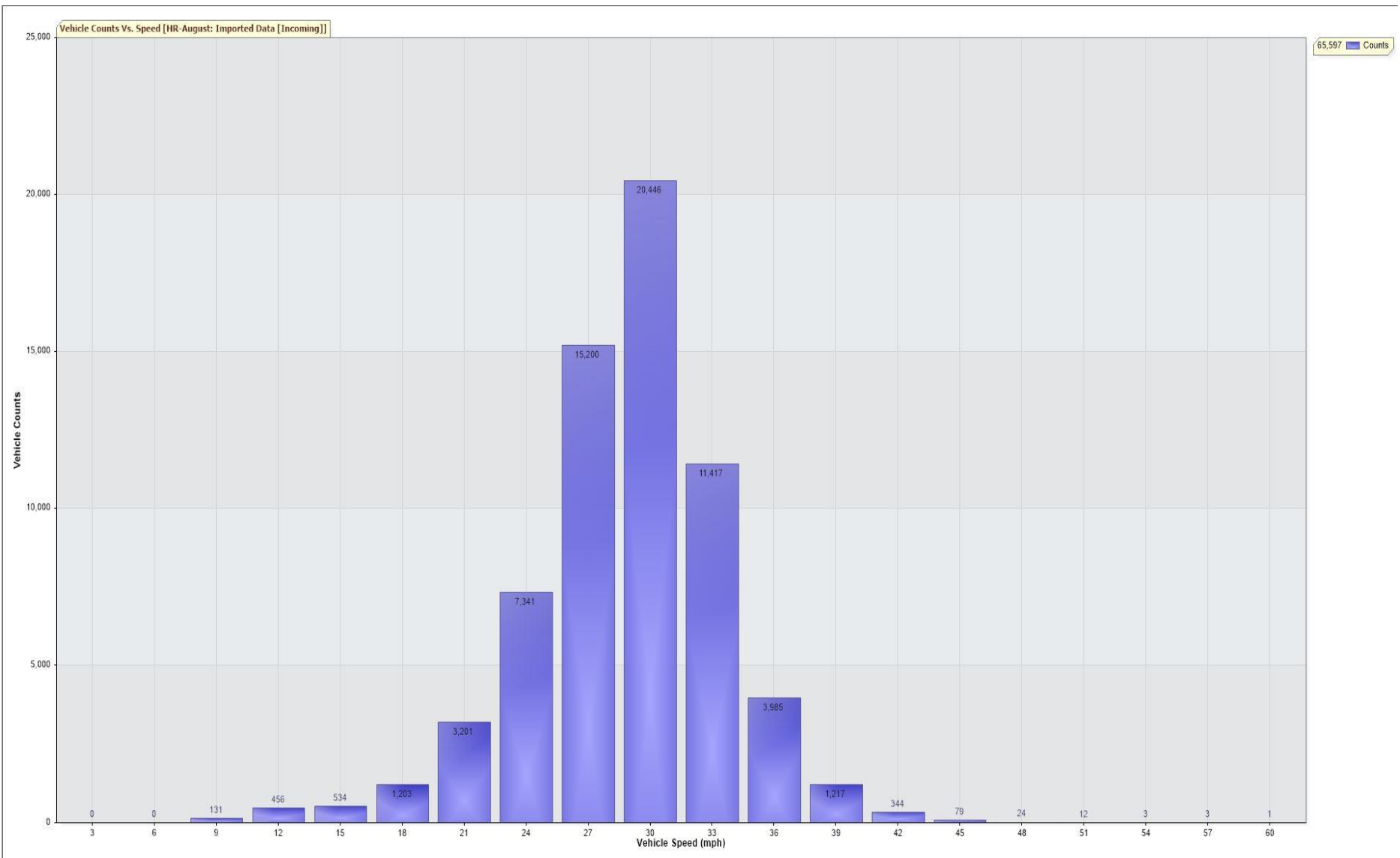
Speed

Speed limit: 30 mph

85th Percentile Speed: 32.2 mph

Average Speed: 29.3 mph

	Monday	Tuesday	Wednesday	Thursday	Friday	Saturday	Sunday
Count over limit	2175	2173	3050	3361	3490	2673	2233
% over limit	25.8	24.8	28.5	28.9	29.2	34.0	36.0
Avg speeder	32.4	32.3	32.3	32.4	32.4	32.5	32.5



TRAFFIC ANALYSIS REPORT

For Project: Linden-July
Location/Name: Incoming Dir
Report Generated: 01/09/2021 10:06:14
Speed Intervals = 3 mph
Time Intervals = 5 minutes

Traffic Report From 30/06/2021 12:15:00 through 31/07/2021 12:20:00

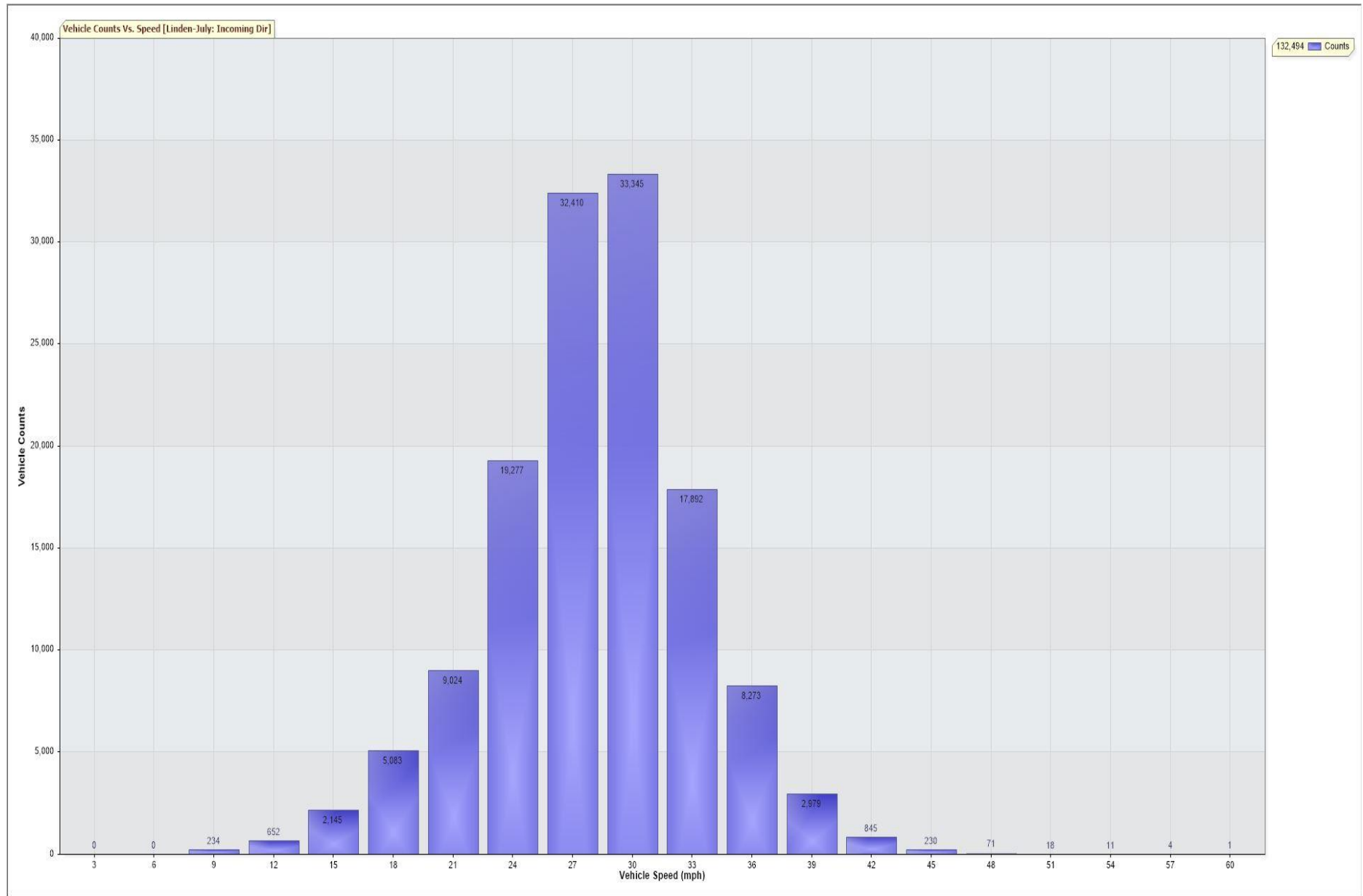
85th Percentile Speed = 31.8 mph
85th Percentile Vehicles = 112,620 counts
Max Speed = 60.0 mph on 23/07/2021 23:35:00
Total Vehicles = 132,494 counts
AADT: 4273.5

Volumes - weekly vehicle counts

	Time	5 Day	7 Day
Average Daily		4,422	4,126
AM peak	8:00 to 9:00	383	335
PM peak	5:00 to 6:00	329	292

Speed
Speed limit: 30 mph
85th Percentile Speed: 31.8 mph
Average Speed: 28.1 mph

	Monday	Tuesday	Wednesday	Thursday	Friday	Saturday	Sunday
Count over limit	4563	3593	3753	4546	5754	4530	3585
% over limit	25.3	21.7	18.4	20.1	23.6	26.0	27.2
Avg speeder	32.8	32.8	32.7	32.7	32.8	32.8	32.9



TRAFFIC ANALYSIS REPORT

For Project: RH-July

Location/Name: Incoming Dir

Report Generated: 03/08/2021 13:34:54

Speed Intervals = 3 mph

Time Intervals = 5 minutes

Traffic Report From 01/07/2021 00:10:00 through 01/08/2021 00:10:00

85th Percentile Speed = 28.8 mph

85th Percentile Vehicles = 41,385 counts

Max Speed = 57.0 mph on 11/07/2021 08:25:00

Total Vehicles = 48,688 counts

AADT: 1570.6

Volumes - weekly vehicle counts

	Time	5 Day	7 Day
Average Daily		1,608	1,512
AM peak	8:00 to 9:00	133	109
PM peak	5:00 to 6:00	137	124

Speed

Speed limit: 30 mph

85th Percentile Speed: 28.8 mph

Average Speed: 25.9 mph

	Monday	Tuesday	Wednesday	Thursday	Friday	Saturday	Sunday
Count over limit	432	477	472	644	739	664	507
% over limit	7.2	7.3	6.8	7.4	8.3	9.3	11.4
Avg speeder	32.7	32.5	32.4	32.5	32.5	32.7	32.9

