

December 2022 Traffic Statistics:

## TRAFFIC ANALYSIS REPORT

For Project: Green-Dec-2022

Project Notes/Address:

Location/Name: Incoming

Report Generated: 02/01/2023 16:35:21

Speed Intervals = 3 MPH

Time Intervals = 5 minutes

Traffic Report From 30/11/2022 23:00:00 through 31/12/2022 23:59:59

85th Percentile Speed = 30.3 MPH

85th Percentile Vehicles = 28,985 counts

Max Speed = 78.0 MPH on 01/12/2022 00:40:00

Total Vehicles = 34,100 counts

AADT: 1098.5

Volumes - weekly vehicle counts

	Time	5 Day	7 Day
Average Daily		1,147	1,059
AM peak	8:00 to 9:00	124	98
PM peak	3:00 to 4:00	107	95

Speed

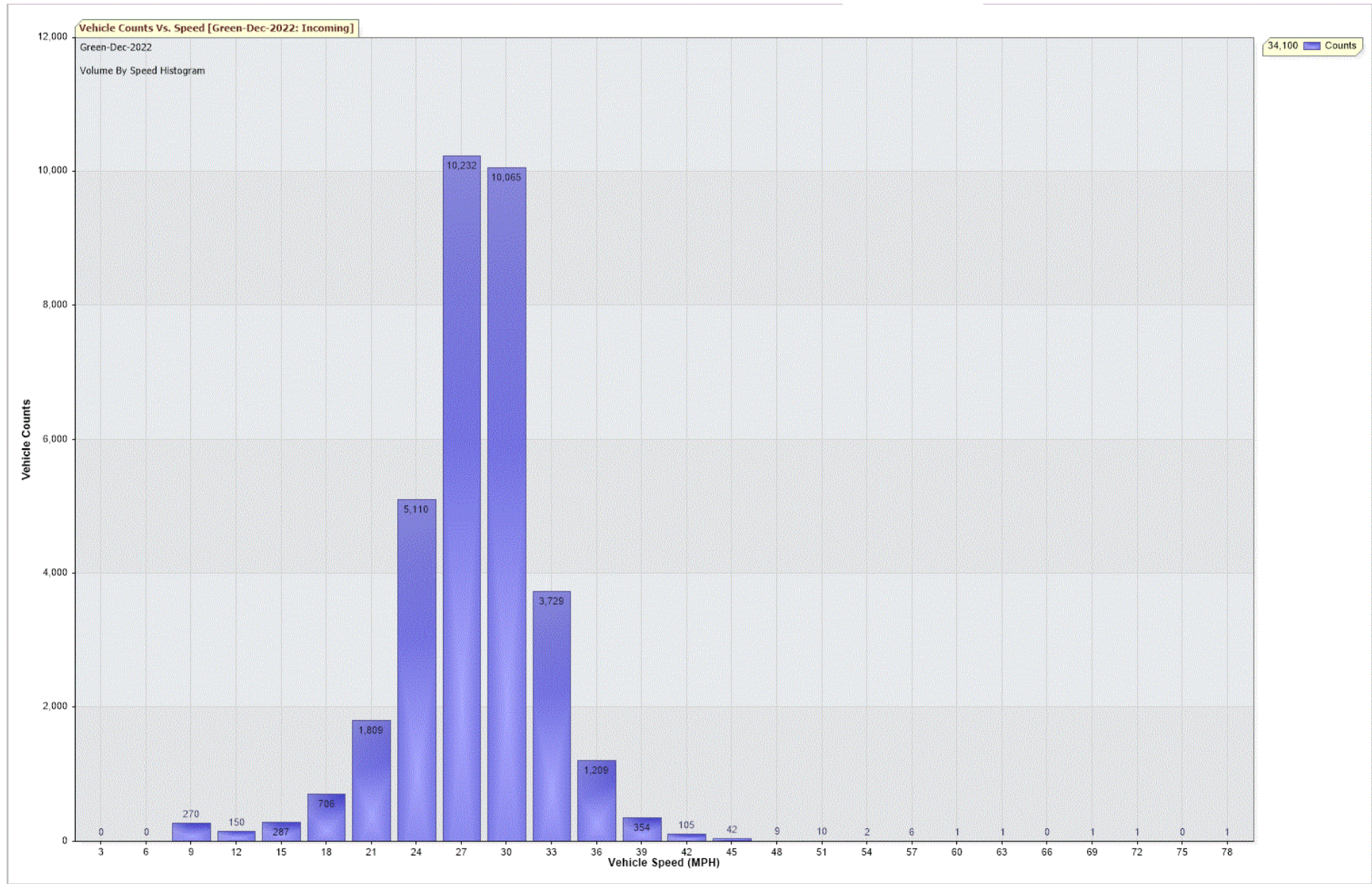
Speed limit: 30 MPH

85th Percentile Speed: 30.3 MPH

Average Speed: 26.3 MPH

	Monday	Tuesday	Wednesday	Thursday	Friday	Saturday	Sunday
Count over limit	664	725	752	896	1007	861	566
% over limit	15.1	15.4	15.6	14.7	15.7	17.9	19.8
Avg speeder	33.1	32.7	32.7	33.1	32.8	33.0	33.2







## TRAFFIC ANALYSIS REPORT

For Project: Hurworth-Road-Dec-2022

Project Notes/Address:

Location/Name: Incoming

Report Generated: 02/01/2023 16:45:00

Speed Intervals = 3 MPH

Time Intervals = 5 minutes

Traffic Report From 30/11/2022 23:00:00 through 31/12/2022 23:59:59

85th Percentile Speed = 31.4 MPH

85th Percentile Vehicles = 50,086 counts

Max Speed = 54.0 MPH on 02/12/2022 22:05:00

Total Vehicles = 58,925 counts

AADT: 1898.3

Volumes - weekly vehicle counts

	Time	5 Day	7 Day
Average Daily		1,985	1,832
AM peak	8:00 to 9:00	159	152
PM peak	3:00 to 4:00	202	182

Speed

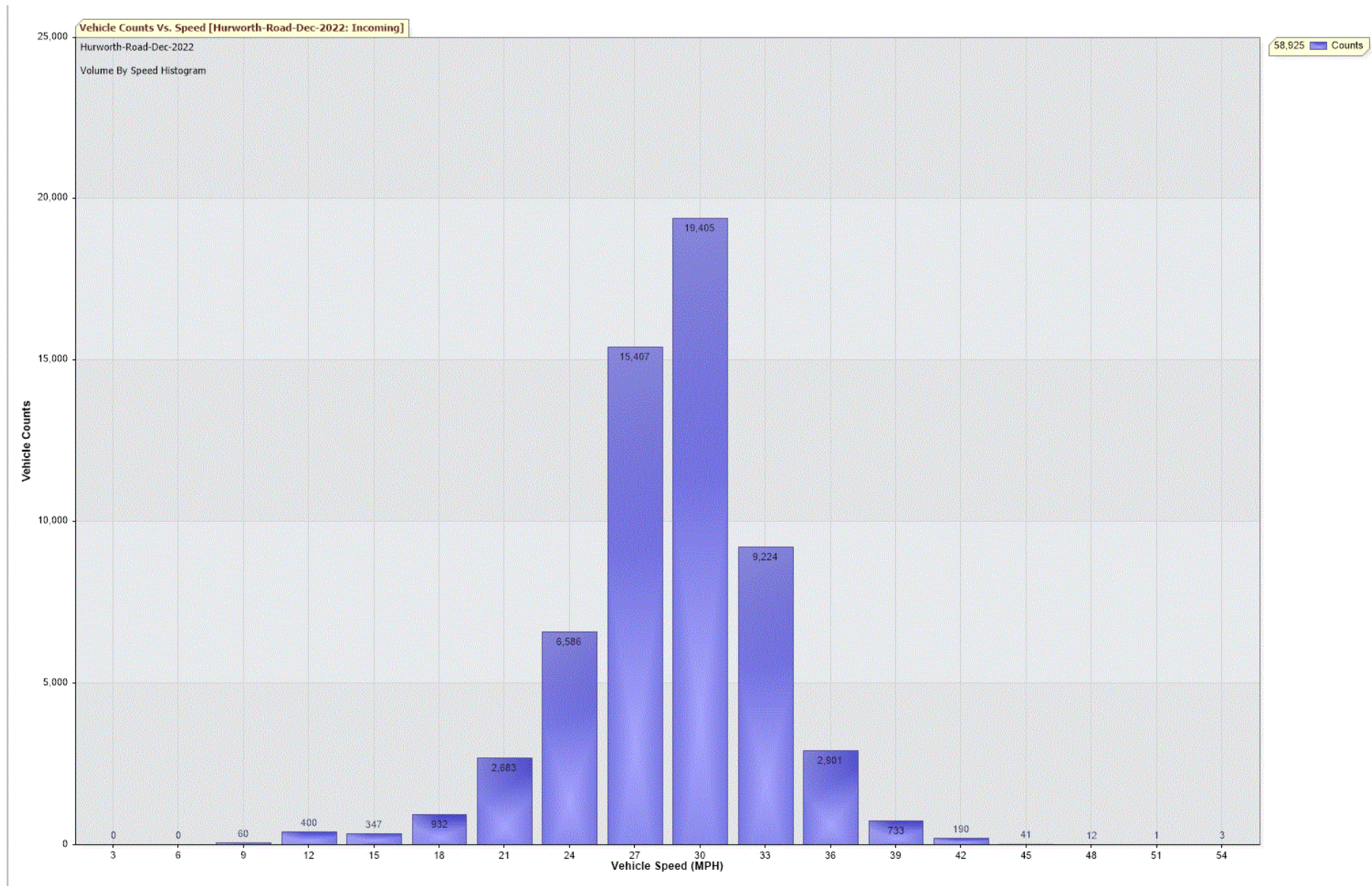
Speed limit: 30 MPH

85th Percentile Speed: 31.4 MPH

Average Speed: 27.1 MPH

	Monday	Tuesday	Wednesday	Thursday	Friday	Saturday	Sunday
Count over limit	1529	1618	1818	2188	2298	2240	1414
% over limit	19.9	19.8	21.1	20.5	21.9	27.4	27.9
Avg speeder	32.6	32.6	32.6	32.7	32.7	32.7	32.8







## TRAFFIC ANALYSIS REPORT

For Project: Linden-Court-Dec-2022

Project Notes/Address:

Location/Name: Incoming

Report Generated: 02/01/2023 16:39:33

Speed Intervals = 3 MPH

Time Intervals = 5 minutes

Traffic Report From 30/11/2022 23:00:00 through 31/12/2022 23:59:59

85th Percentile Speed = 32.6 MPH

85th Percentile Vehicles = 103,757 counts

Max Speed = 66.0 MPH on 24/12/2022 21:05:00

Total Vehicles = 122,067 counts

AADT: 3932.4

Volumes - weekly vehicle counts

	Time	5 Day	7 Day
Average Daily		4,063	3,790
AM peak	8:00 to 9:00	352	321
PM peak	3:00 to 4:00	331	317

Speed

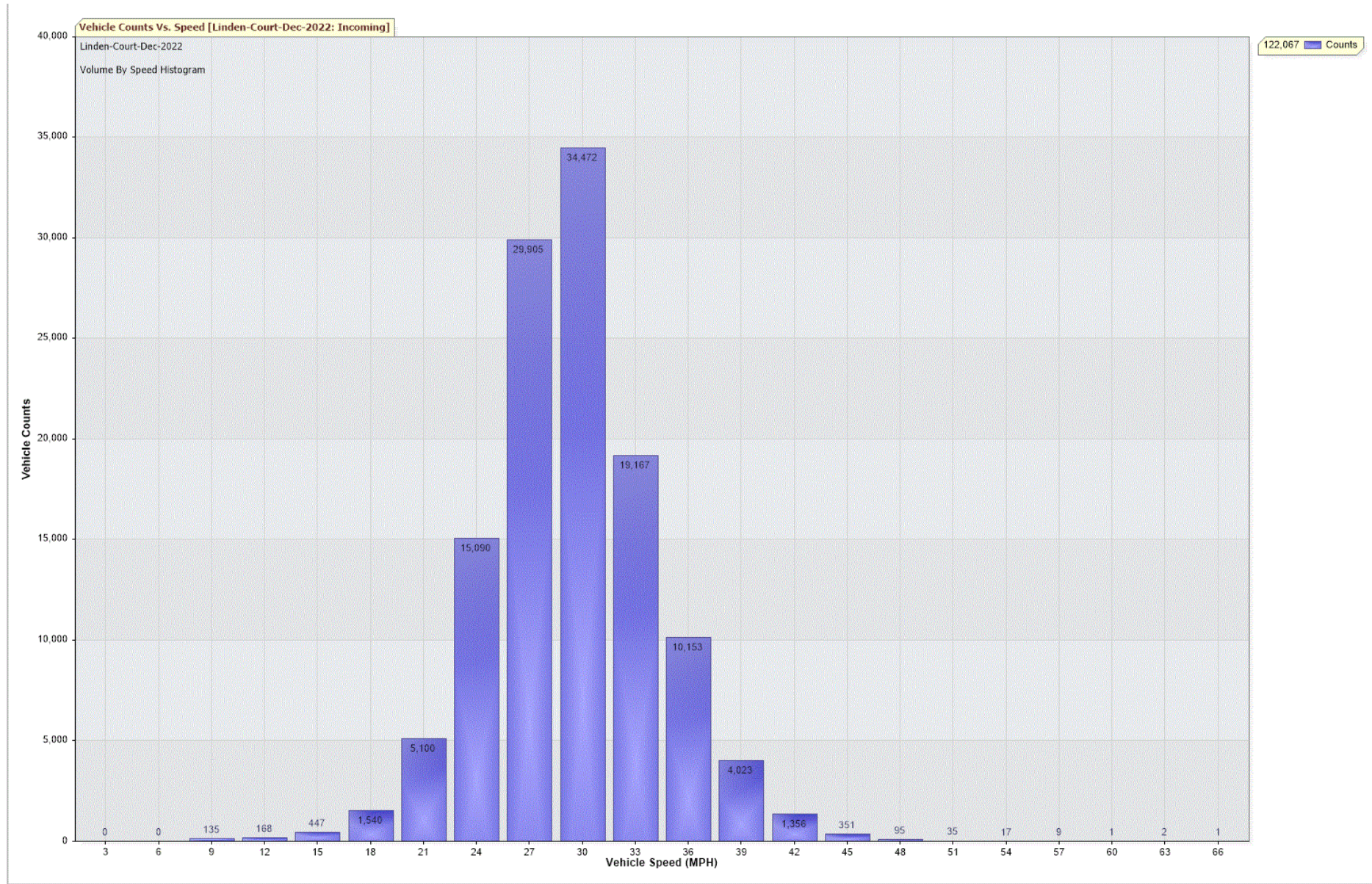
Speed limit: 30 MPH

85th Percentile Speed: 32.6 MPH

Average Speed: 27.9 MPH

	Monday	Tuesday	Wednesday	Thursday	Friday	Saturday	Sunday
Count over limit	4263	4522	4959	6227	6310	5332	3597
% over limit	27.8	27.6	27.8	28.3	28.6	30.0	33.7
Avg speeder	33.7	33.5	33.6	33.6	33.5	33.6	33.8







## TRAFFIC ANALYSIS REPORT

For Project: Metal-Bridge-Dec-2022

Project Notes/Address:

Location/Name: Incoming

Report Generated: 02/01/2023 16:42:02

Speed Intervals = 3 MPH

Time Intervals = 5 minutes

Traffic Report From 30/11/2022 23:00:00 through 31/12/2022 23:59:59

85th Percentile Speed = 31.0 MPH

85th Percentile Vehicles = 20,509 counts

Max Speed = 66.0 MPH on 12/12/2022 21:30:00

Total Vehicles = 24,128 counts

AADT: 777.3

Volumes - weekly vehicle counts

	Time	5 Day	7 Day
Average Daily		815	748
AM peak	8:00 to 9:00	97	76
PM peak	3:00 to 4:00	81	70

Speed

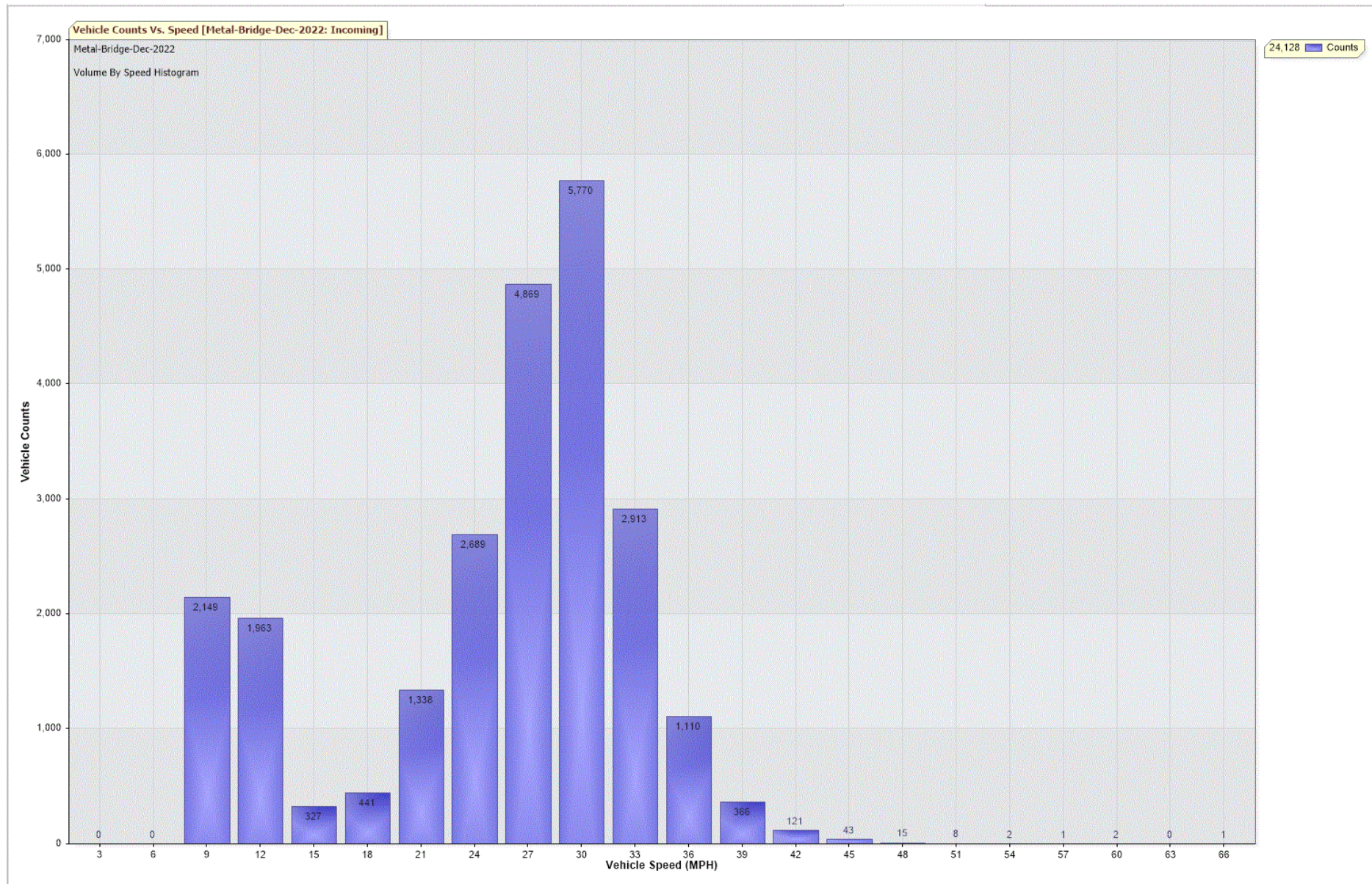
Speed limit: 30 MPH

85th Percentile Speed: 31.0 MPH

Average Speed: 23.9 MPH

	Monday	Tuesday	Wednesday	Thursday	Friday	Saturday	Sunday
Count over limit	549	660	681	826	884	592	390
% over limit	17.5	20.1	19.9	19.4	18.9	17.6	19.8
Avg speeder	33.1	33.0	33.1	33.3	33.1	33.2	33.4







## TRAFFIC ANALYSIS REPORT

For Project: Roundhill-Road-Dec-2022

Project Notes/Address:

Location/Name: Incoming

Report Generated: 02/01/2023 16:47:39

Speed Intervals = 3 MPH

Time Intervals = 5 minutes

Traffic Report From 30/11/2022 23:00:00 through 31/12/2022 23:59:59

85th Percentile Speed = 25.9 MPH

85th Percentile Vehicles = 37,293 counts

Max Speed = 51.0 MPH on 21/12/2022 05:05:00

Total Vehicles = 43,874 counts

AADT: 1413.4

Volumes - weekly vehicle counts

	Time	5 Day	7 Day
Average Daily		1,488	1,363
AM peak	8:00 to 9:00	136	110
PM peak	3:00 to 4:00	144	125

Speed

Speed limit: 30 MPH

85th Percentile Speed: 25.9 MPH

Average Speed: 22.2 MPH

	Monday	Tuesday	Wednesday	Thursday	Friday	Saturday	Sunday
Count over limit	84	90	82	118	111	90	79
% over limit	1.5	1.5	1.3	1.5	1.4	1.5	2.2
Avg speeder	32.4	32.7	32.8	32.6	32.8	32.9	33.1



