

January 2022 Traffic Statistics:

## TRAFFIC ANALYSIS REPORT

For Project: Green-January-2022

Project Notes/Address:

Location/Name: Incoming

Report Generated: 02/02/2022 16:25:14

Speed Intervals = 3 MPH

Time Intervals = 5 minutes

Traffic Report From 31/12/2021 12:00:00 through 31/01/2022 23:59:59

85th Percentile Speed = 30.0 MPH

85th Percentile Vehicles = 29,668 counts

Max Speed = 66.0 MPH on 21/01/2022 22:45:00

Total Vehicles = 34,904 counts

AADT: 1108.1

### Volumes - weekly vehicle counts

	Time	5 Day	7 Day
Average Daily		1,197	1,101
AM peak	8:00 to 9:00	138	109
PM peak	3:00 to 4:00	119	107

### Speed

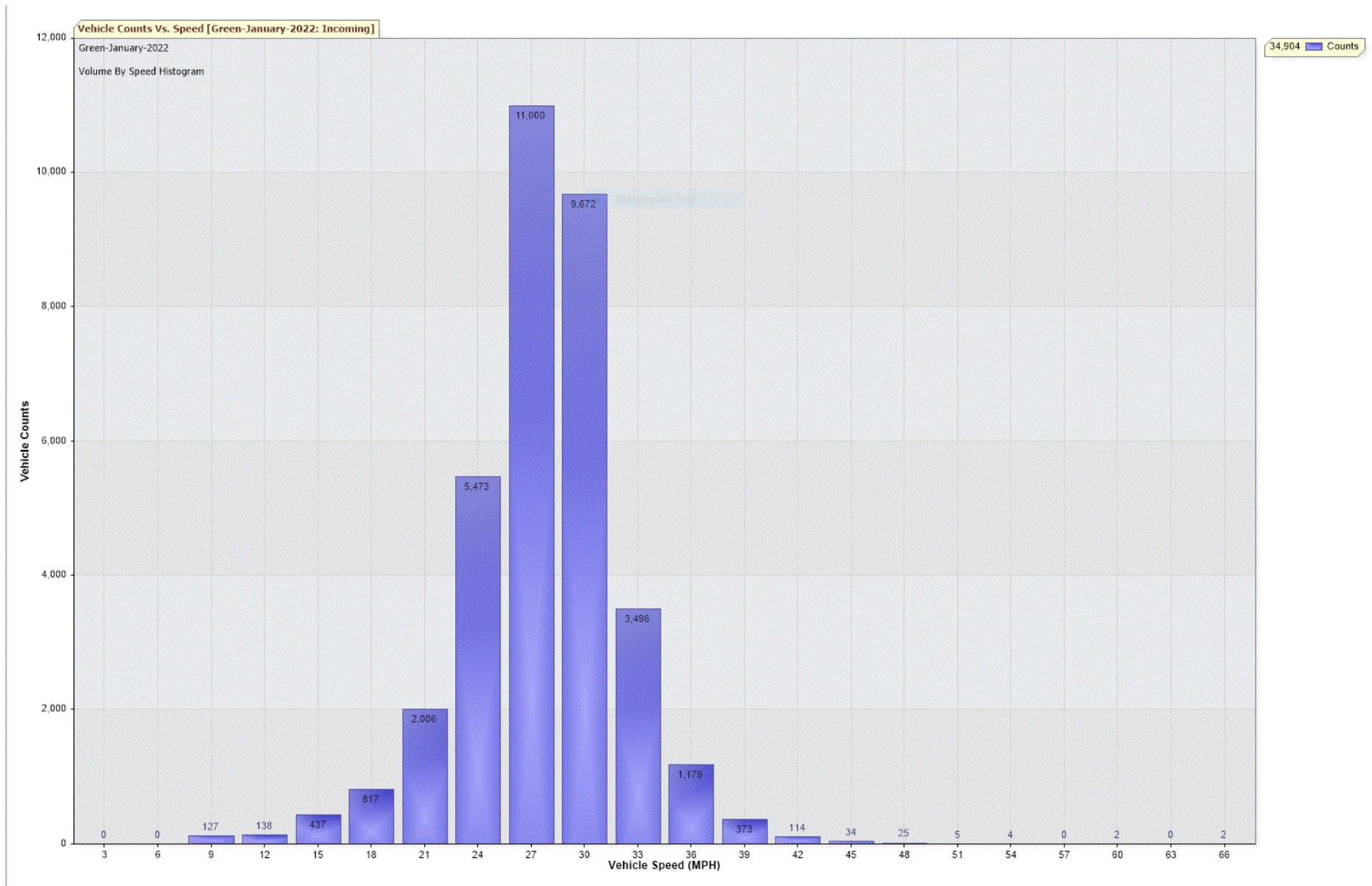
Speed limit: 30 MPH

85th Percentile Speed: 30.0 MPH

Average Speed: 26.2 MPH

	Monday	Tuesday	Wednesday	Thursday	Friday	Saturday	Sunday
Count over limit	778	598	668	699	796	914	781
% over limit	14.0	12.8	13.4	14.0	13.2	20.3	18.9
Avg speeder	32.8	33.0	32.9	33.0	33.0	33.2	33.1







## TRAFFIC ANALYSIS REPORT

For Project: Hurworth-Road-Jan-2022

Project Notes/Address:

Location/Name: Incoming

Report Generated: 02/02/2022 16:34:18

Speed Intervals = 3 MPH

Time Intervals = 5 minutes

Traffic Report From 31/12/2021 12:00:00 through 31/01/2022 23:59:59

85th Percentile Speed = 31.6 MPH

85th Percentile Vehicles = 52,988 counts

Max Speed = 57.0 MPH on 25/01/2022 13:00:00

Total Vehicles = 62,339 counts

AADT: 1979.0

Volumes - weekly vehicle counts

	Time	5 Day	7 Day
Average Daily		2,144	1,967
AM peak	8:00 to 9:00	202	157
PM peak	3:00 to 4:00	223	202

Speed

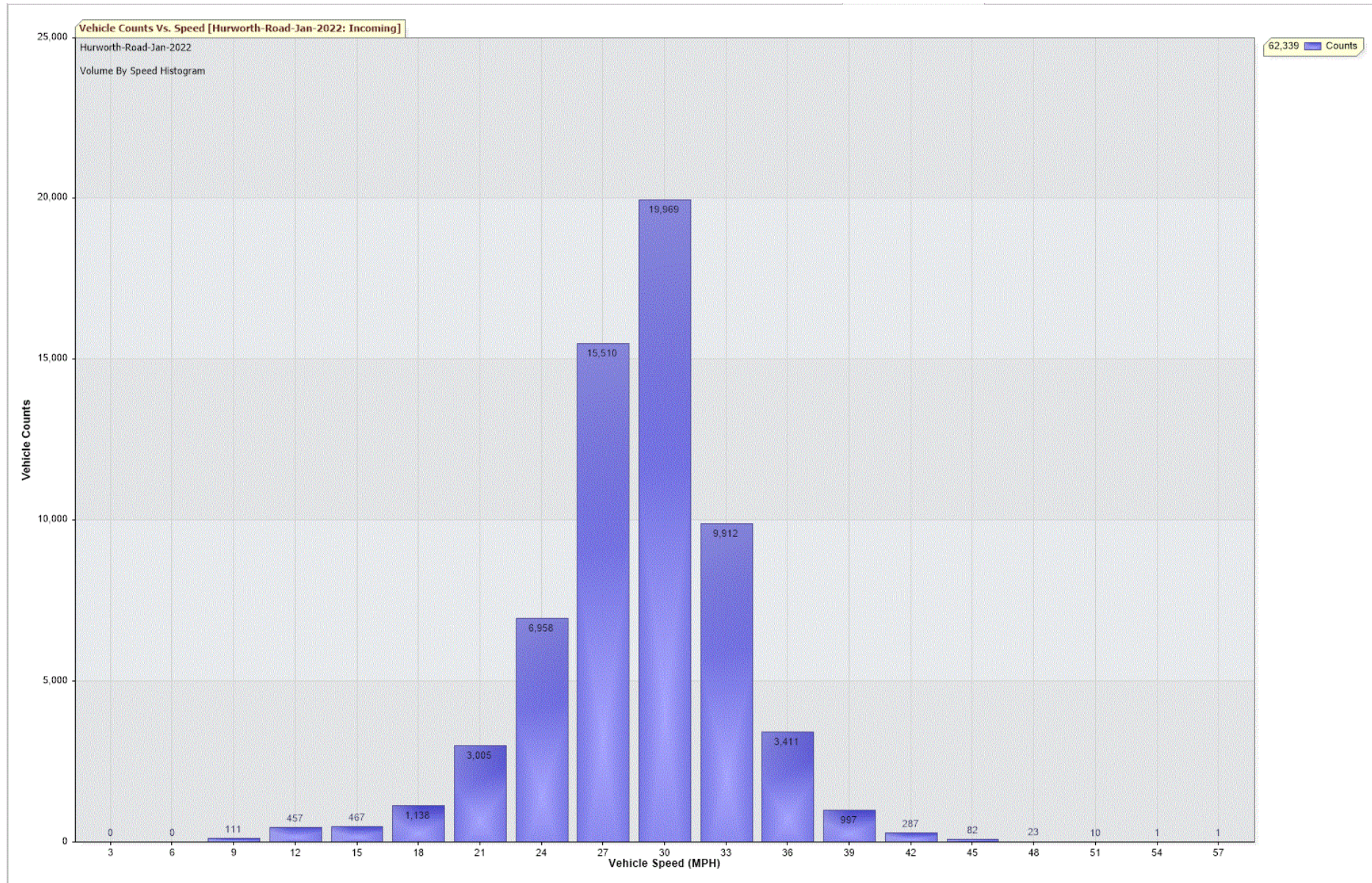
Speed limit: 30 MPH

85th Percentile Speed: 31.6 MPH

Average Speed: 27.2 MPH

	Monday	Tuesday	Wednesday	Thursday	Friday	Saturday	Sunday
Count over limit	2244	1747	1876	1740	2366	2479	2272
% over limit	21.8	20.7	21.4	19.3	22.4	30.5	31.7
Avg speeder	32.8	32.8	32.8	32.9	32.8	33.1	32.9







## TRAFFIC ANALYSIS REPORT

For Project: Linden-Court-January-2022

Project Notes/Address:

Location/Name: Incoming

Report Generated: 02/02/2022 16:38:49

Speed Intervals = 3 MPH

Time Intervals = 5 minutes

Traffic Report From 31/12/2021 12:00:00 through 31/01/2022 23:59:59

85th Percentile Speed = 32.1 MPH

85th Percentile Vehicles = 104,694 counts

Max Speed = 63.0 MPH on 31/01/2022 20:10:00

Total Vehicles = 123,170 counts

AADT: 3910.2

Volumes - weekly vehicle counts

	Time	5 Day	7 Day
Average Daily		4,220	3,890
AM peak	8:00 to 9:00	408	335
PM peak	4:00 to 5:00	330	301

Speed

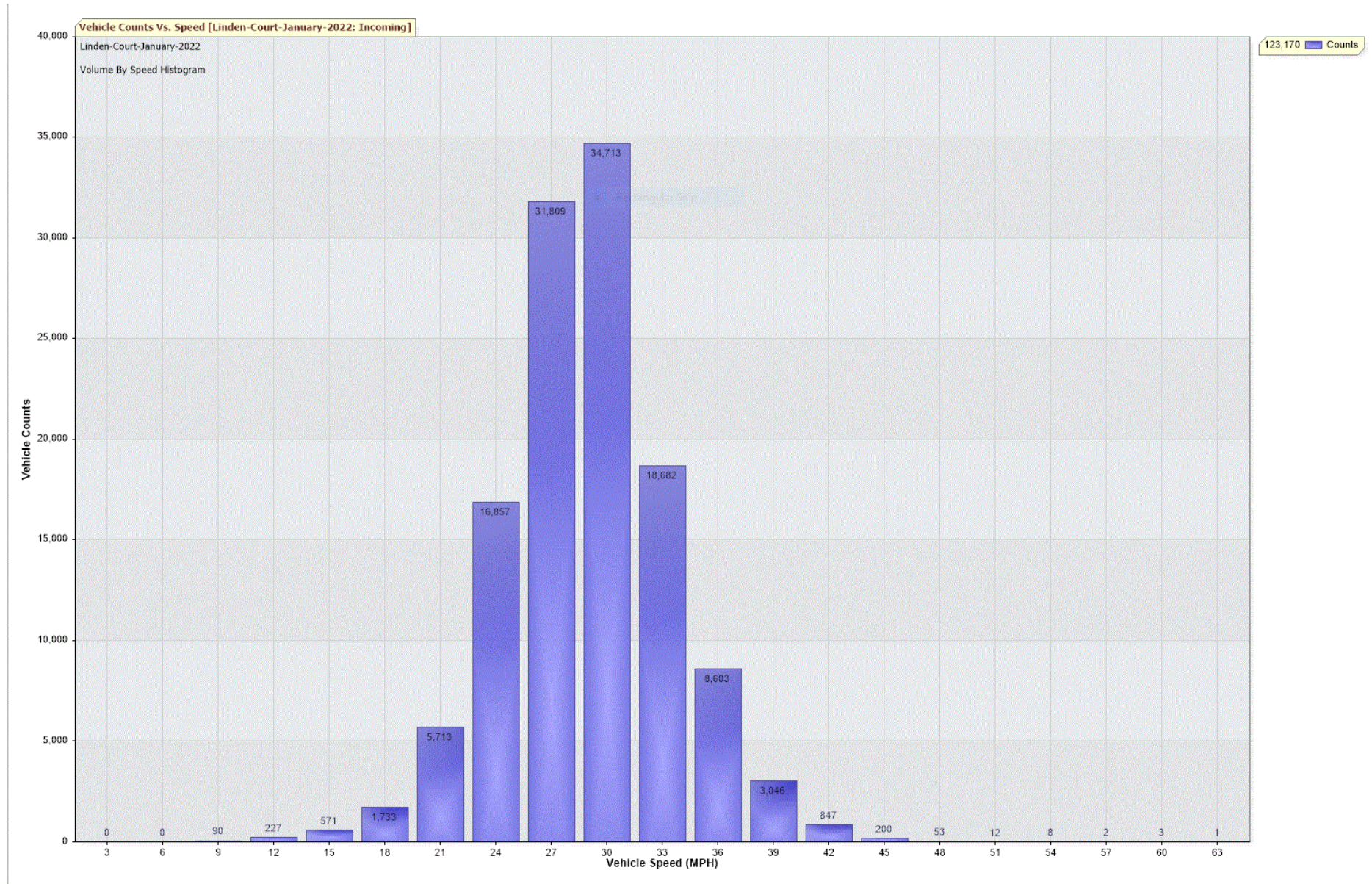
Speed limit: 30 MPH

85th Percentile Speed: 32.1 MPH

Average Speed: 27.4 MPH

	Monday	Tuesday	Wednesday	Thursday	Friday	Saturday	Sunday
Count over limit	5169	4045	4179	4190	4885	4706	4283
% over limit	25.8	24.2	23.3	24.0	23.9	28.7	30.0
Avg speeder	33.3	33.2	33.2	33.2	33.2	33.4	33.4







## TRAFFIC ANALYSIS REPORT

For Project: Metal-Bridge-January-2022

Project Notes/Address:

Location/Name: Incoming

Report Generated: 02/02/2022 16:48:57

Speed Intervals = 3 MPH

Time Intervals = 5 minutes

Traffic Report From 31/12/2021 12:00:00 through 31/01/2022 23:59:59

85th Percentile Speed = 31.3 MPH

85th Percentile Vehicles = 20,936 counts

Max Speed = 60.0 MPH on 21/01/2022 22:45:00

Total Vehicles = 24,630 counts

AADT: 781.9

Volumes - weekly vehicle counts

	Time	5 Day	7 Day
Average Daily		841	776
AM peak	8:00 to 9:00	112	87
PM peak	3:00 to 4:00	94	83

Speed

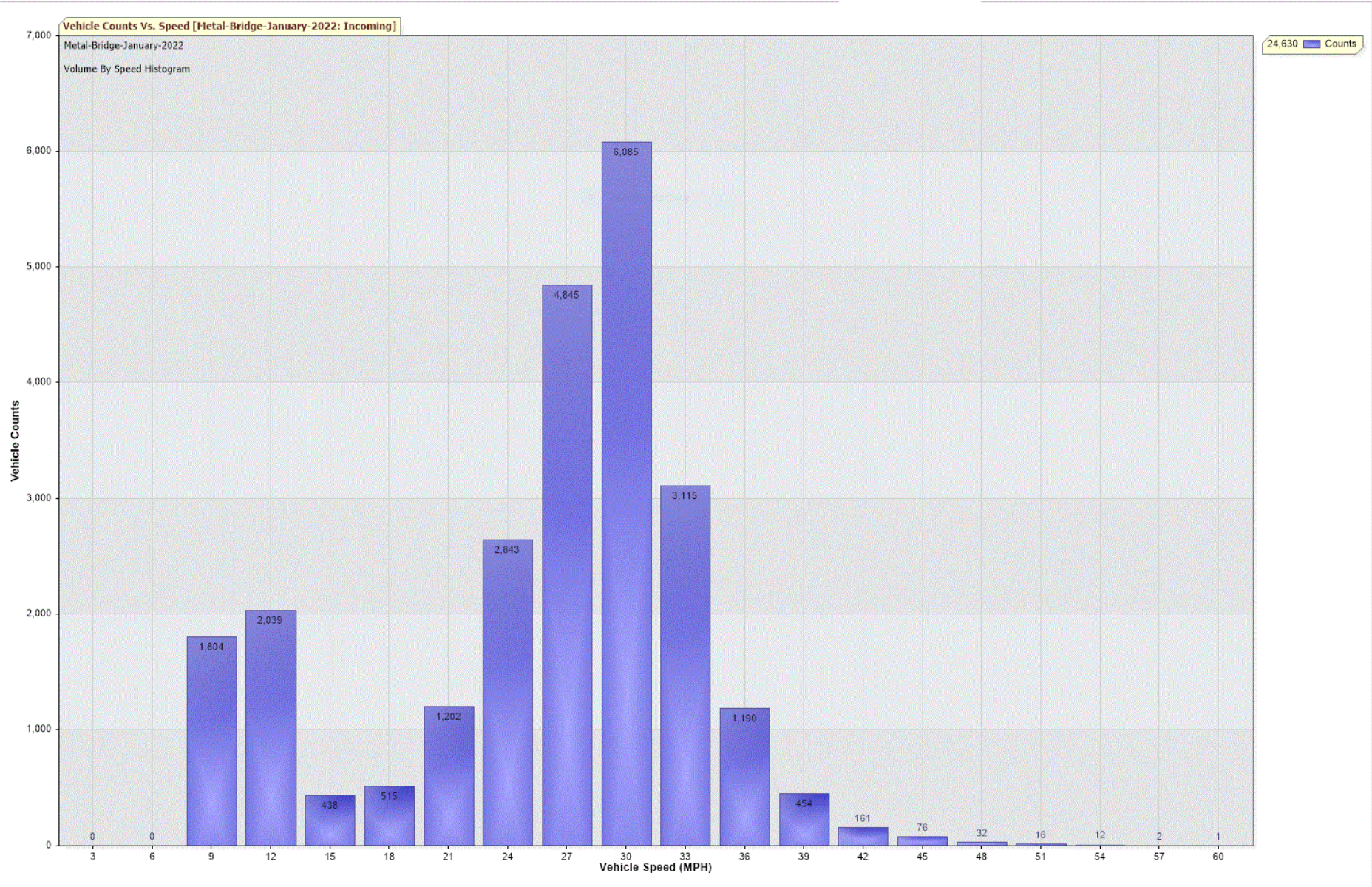
Speed limit: 30 MPH

85th Percentile Speed: 31.3 MPH

Average Speed: 24.3 MPH

	Monday	Tuesday	Wednesday	Thursday	Friday	Saturday	Sunday
Count over limit	801	661	706	743	898	695	555
% over limit	19.9	20.3	20.7	21.1	21.1	21.7	18.9
Avg speeder	33.2	33.5	33.3	33.5	33.4	33.6	33.6







## TRAFFIC ANALYSIS REPORT

For Project: Roundhill-Road-January-2022

Project Notes/Address:

Location/Name: Incoming

Report Generated: 02/02/2022 16:53:00

Speed Intervals = 3 MPH

Time Intervals = 5 minutes

Traffic Report From 31/12/2021 12:00:00 through 31/01/2022 23:59:59

85th Percentile Speed = 26.1 MPH

85th Percentile Vehicles = 39,387 counts

Max Speed = 54.0 MPH on 17/01/2022 23:25:00

Total Vehicles = 46,338 counts

AADT: 1471.0

Volumes - weekly vehicle counts

	Time	5 Day	7 Day
Average Daily		1,615	1,465
AM peak	8:00 to 9:00	168	133
PM peak	3:00 to 4:00	164	144

Speed

Speed limit: 30 MPH

85th Percentile Speed: 26.1 MPH

Average Speed: 22.3 MPH

	Monday	Tuesday	Wednesday	Thursday	Friday	Saturday	Sunday
Count over limit	134	96	112	102	119	157	135
% over limit	1.8	1.5	1.7	1.5	1.5	2.7	2.7
Avg speeder	33.4	32.7	32.5	32.4	32.4	32.7	32.3



