

# TRAFFIC ANALYSIS REPORT

For Project: Hurworth Road East September 2020 3mph intervals  
 Location/Name: Incoming Dir  
 Report Generated: 30/09/2020 11:31:27  
 Speed Intervals = 3 mph  
 Time Intervals = 5 minutes

Traffic Report From 01/09/2020 00:15:00 through 30/09/2020 11:30:00

85th Percentile Speed = 33.5 mph  
 85th Percentile Vehicles = 60,980 counts  
 Max Speed = 81.0 mph on 12/09/2020 21:00:00  
 Total Vehicles = 71,741 counts  
 AADT: 2434.5


## Volumes - weekly vehicle counts

Average Daily	Time	5 Day	7 Day
AM peak	8:00 to 9:00	218	174
PM peak	5:00 to 6:00	251	222

Speed  
 Speed limit: 30 mph  
 85th Percentile Speed: 33.5 mph  
 Average Speed: 29.6 mph

	Monday	Tuesday	Wednesday	Thursday	Friday	Saturday	Sunday
Count over limit	3789	4071	3781	3916	4202	4497	3719
% over limit	37.4	31.2	34.9	36.5	38.3	51.4	51.1
Avg speeder	33.0	32.9	32.9	32.9	32.9	33.2	33.2

Vehicle Counts Vs. Speed [Hurworth Road East September 2020 3mph  
intervals: Incoming Dir]



71,741 ■ Counts

# TRAFFIC ANALYSIS REPORT

For Project: The Green West September 2020  
 Location/Name: Incoming Dir  
 Report Generated: 30/09/2020 11:35:04  
 Speed Intervals = 5 mph  
 Time Intervals = 5 minutes

Traffic Report From 01/09/2020 00:15:00 through 30/09/2020 11:30:00

85th Percentile Speed = 31.3 mph  
 85th Percentile Vehicles = 32,257 counts  
 Max Speed = 65.0 mph on 03/09/2020 17:45:00  
 Total Vehicles = 37,949 counts  
 AADT: 1287.8

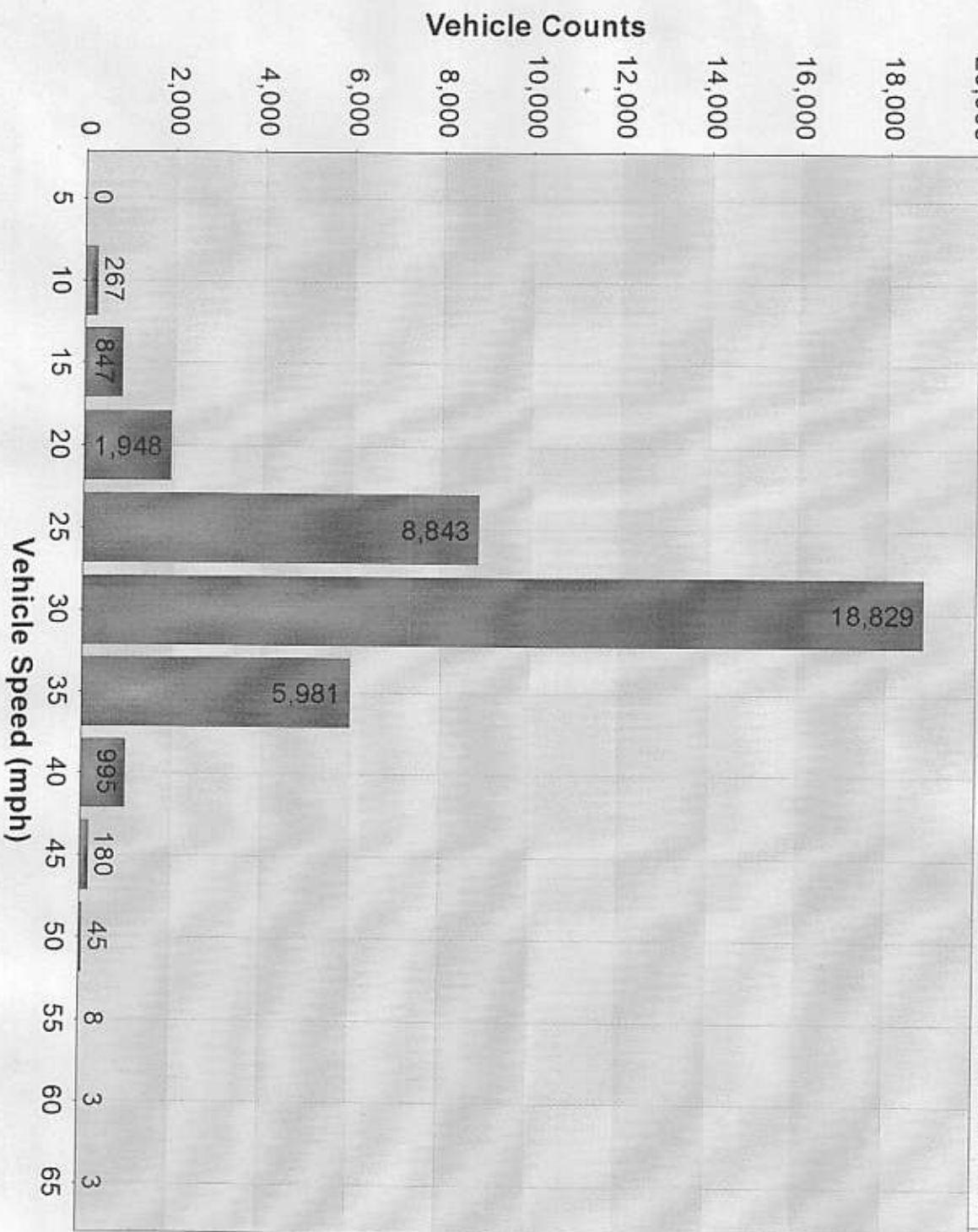
## Volumes - weekly vehicle counts

Average Daily	Time	5 Day	7 Day
AM peak	8:00 to 9:00	1,353	1,260
PM peak	5:00 to 6:00	154	123
		100	93

Speed  
 Speed limit: 30 mph  
 85th Percentile Speed: 31.3 mph  
 Average Speed: 29.0 mph

	Monday	Tuesday	Wednesday	Thursday	Friday	Saturday	Sunday
Count over limit	924	1154	1052	1058	1050	1070	907
% over limit	18.1	16.9	16.4	18.2	18.9	23.9	24.1
Avg speeder	33.0	33.0	33.0	33.0	33.1	33.3	33.1

Vehicle Counts Vs. Speed [The Green West September 2020: Incoming Dir]



37,949 Counts

# TRAFFIC ANALYSIS REPORT

For Project: Steel Bridge West September 2020  
 Location/Name: Incoming Dir  
 Report Generated: 30/09/2020 11:36:54  
 Speed Intervals = 5 mph  
 Time Intervals = 5 minutes

Traffic Report From 01/09/2020 00:15:00 through 30/09/2020 11:45:00

85th Percentile Speed = 30.0 mph  
 85th Percentile Vehicles = 22,868 counts  
 Max Speed = 70.0 mph on 29/09/2020 21:45:00  
 Total Vehicles = 26,904 counts  
 AADT: 912.6

Volumes - weekly vehicle counts

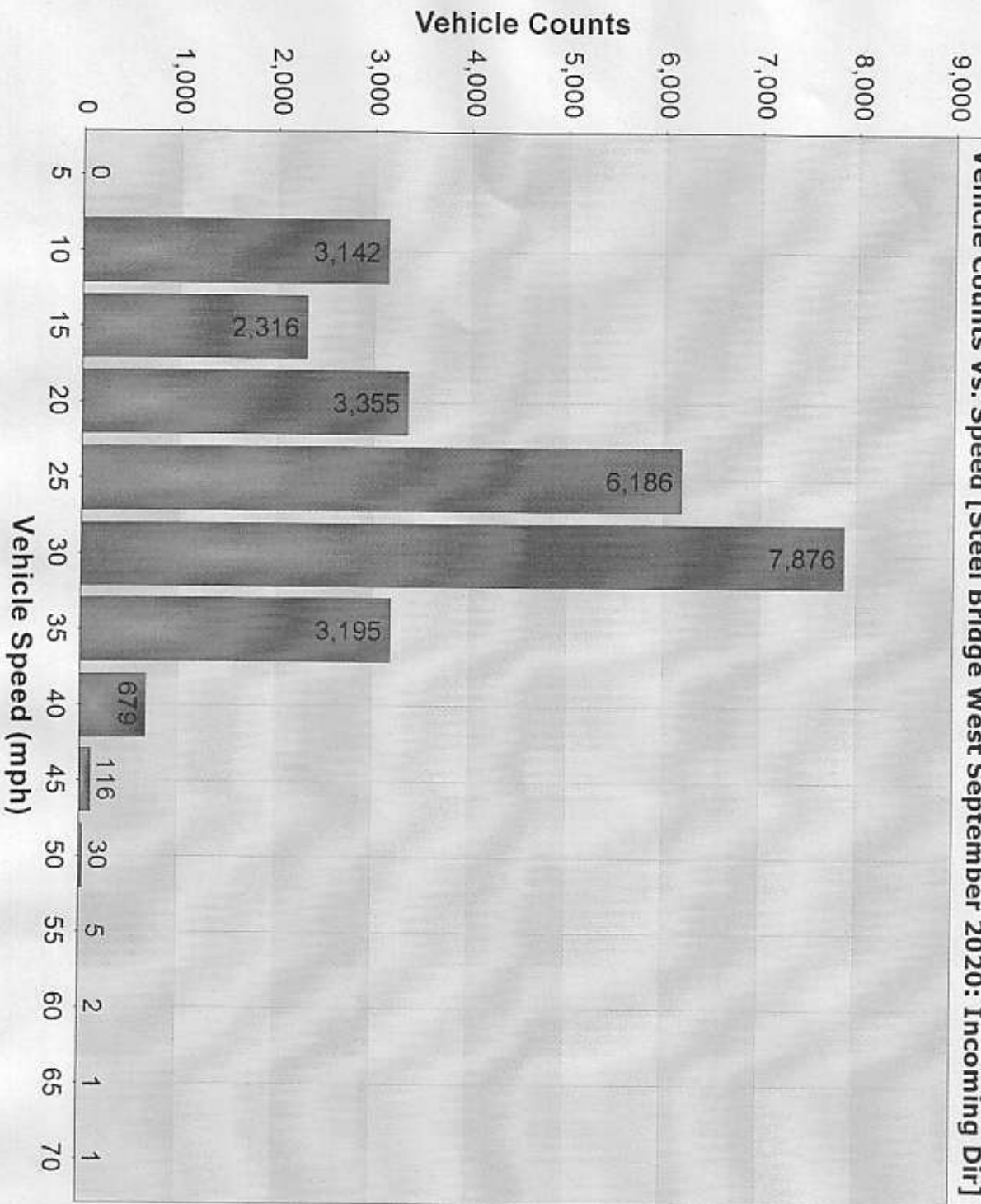
Average Daily	Time	5 Day	7 Day
AM peak	8:00 to 9:00	948	893
PM peak	5:00 to 6:00	79	73

Speed  
 Speed limit: 30 mph  
 85th Percentile Speed: 30.0 mph  
 Average Speed: 24.9 mph

	Monday	Tuesday	Wednesday	Thursday	Friday	Saturday	Sunday
Count over limit	423	711	735	620	647	506	387
% over limit	11.8	14.6	16.4	15.2	16.9	15.6	13.8
Avg speeder	33.2	33.3	33.3	33.2	33.3	33.6	33.3



Vehicle Counts Vs. Speed [Steel Bridge West September 2020: Incoming Dir]



26,904 Counts