

Traffic Analysis January 2026:

TRAFFIC ANALYSIS REPORT

For Project: Green-Jan-2026

Projects Notes/Address:

Location/Name: Incoming

Report Generated: 04/02/2026 11:59:50

Speed Intervals = 3 MPH

Time Intervals = Instant

Traffic Report From 31/12/2025 23:00:00 through 31/01/2026 23:59:59

85th Percentile Speed = 28.2 MPH

85th Percentile Vehicles = 28,393 counts

Max Speed = 51.0 MPH on 17/01/2026 23:00:00

Total Vehicles = 33,404 counts

AADT: 1076.1

Volumes - weekly vehicle counts

	Time
Average Daily	
AM Peak	08:00 to 09:00
PM Peak	15:00 to 16:00

Speed

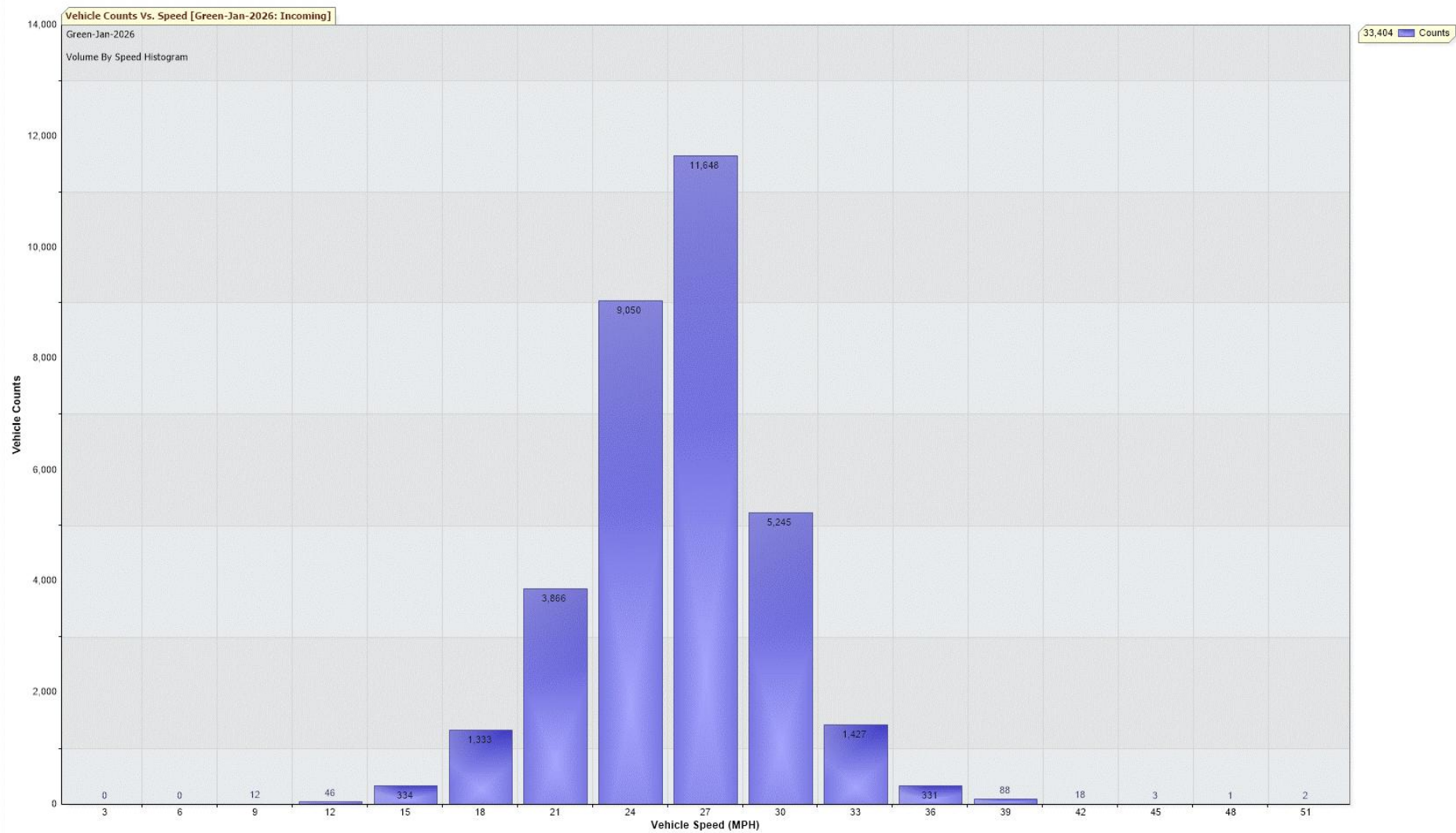
Speed Limit: 30 MPH

85th Percentile Speed: 28.2 MPH

50th Percentile Speed: 24.5 MPH

10 MPH Pace Interval: 18.0 MPH to 28.0 MPH

Average Speed: 24.3 MPH



TRAFFIC ANALYSIS REPORT

For Project: Hurworth-Road-Jan-2026

Projects Notes/Address:

Location/Name: Incoming

Report Generated: 04/02/2026 12:04:00

Speed Intervals = 3 MPH

Time Intervals = Instant

Traffic Report From 31/12/2025 23:00:00 through 31/01/2026 23:59:59

85th Percentile Speed = 27.0 MPH

85th Percentile Vehicles = 45,245 counts

Max Speed = 51.0 MPH on 12/01/2026 21:35:00

Total Vehicles =53,229 counts

AADT: 1714.8

Volumes - weekly vehicle counts

Average Daily

AM Peak

PM Peak

Time

08:00 to 09:00

15:00 to 16:00

Speed

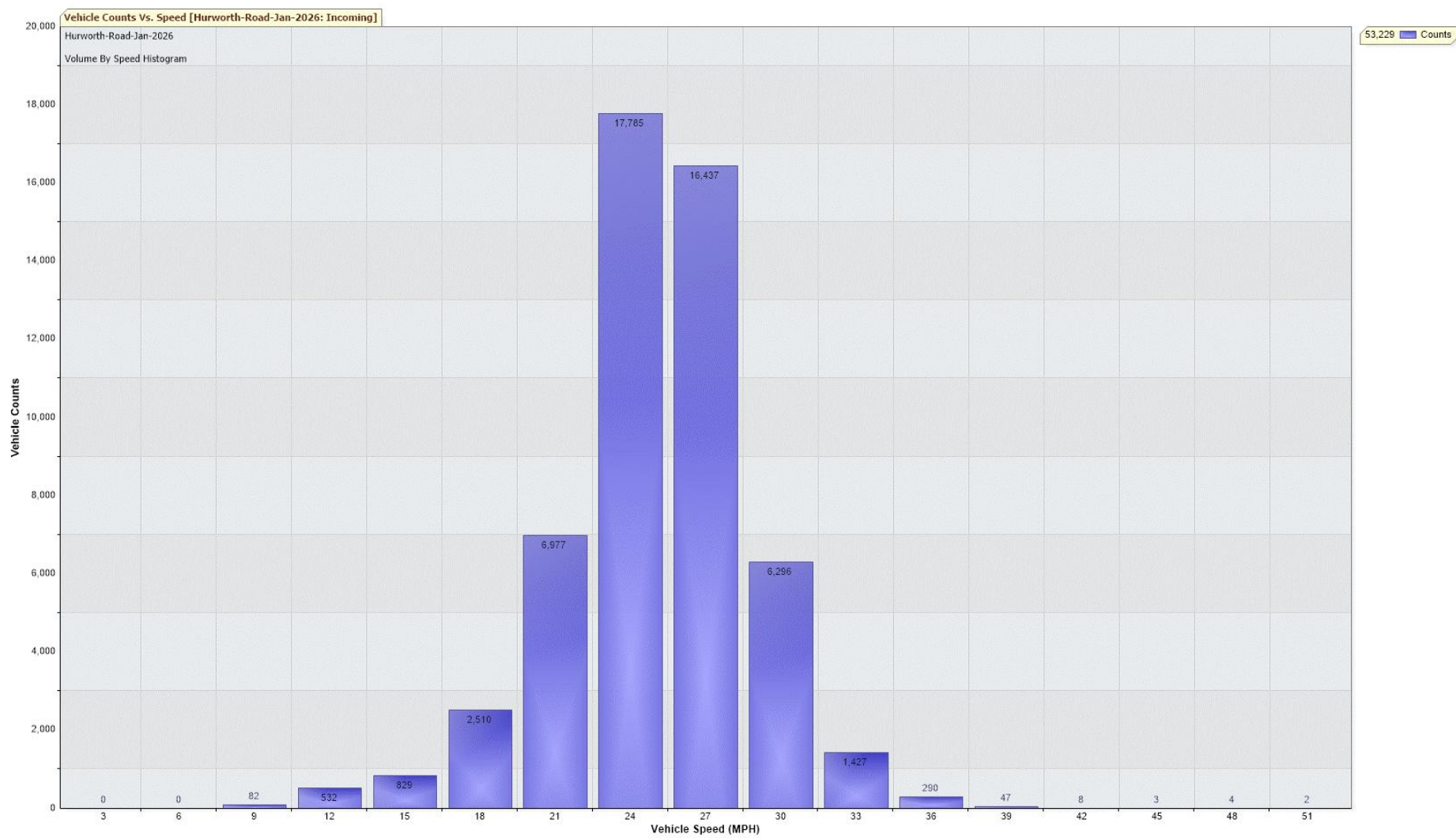
Speed Limit: 30 MPH

85th Percentile Speed: 27.0 MPH

50th Percentile Speed: 23.6 MPH

10 MPH Pace Interval: 18.0 MPH to 28.0 MPH

Average Speed: 23.5 MPH



TRAFFIC ANALYSIS REPORT

For Project: Linden-Court-Jan-2026

Projects Notes/Address:

Location/Name: Incoming

Report Generated: 04/02/2026 12:07:46

Speed Intervals = 3 MPH

Time Intervals = Instant

Traffic Report From 31/12/2025 23:00:00 through 31/01/2026 23:59:59

85th Percentile Speed = 32.2 MPH

85th Percentile Vehicles = 100,240 counts

Max Speed = 60.0 MPH on 03/01/2026 14:25:00

Total Vehicles =117,929 counts

AADT: 3799.1

Volumes - weekly vehicle counts

Time

Average Daily

AM Peak

08:00 to 09:00

PM Peak

16:00 to 17:00

Speed

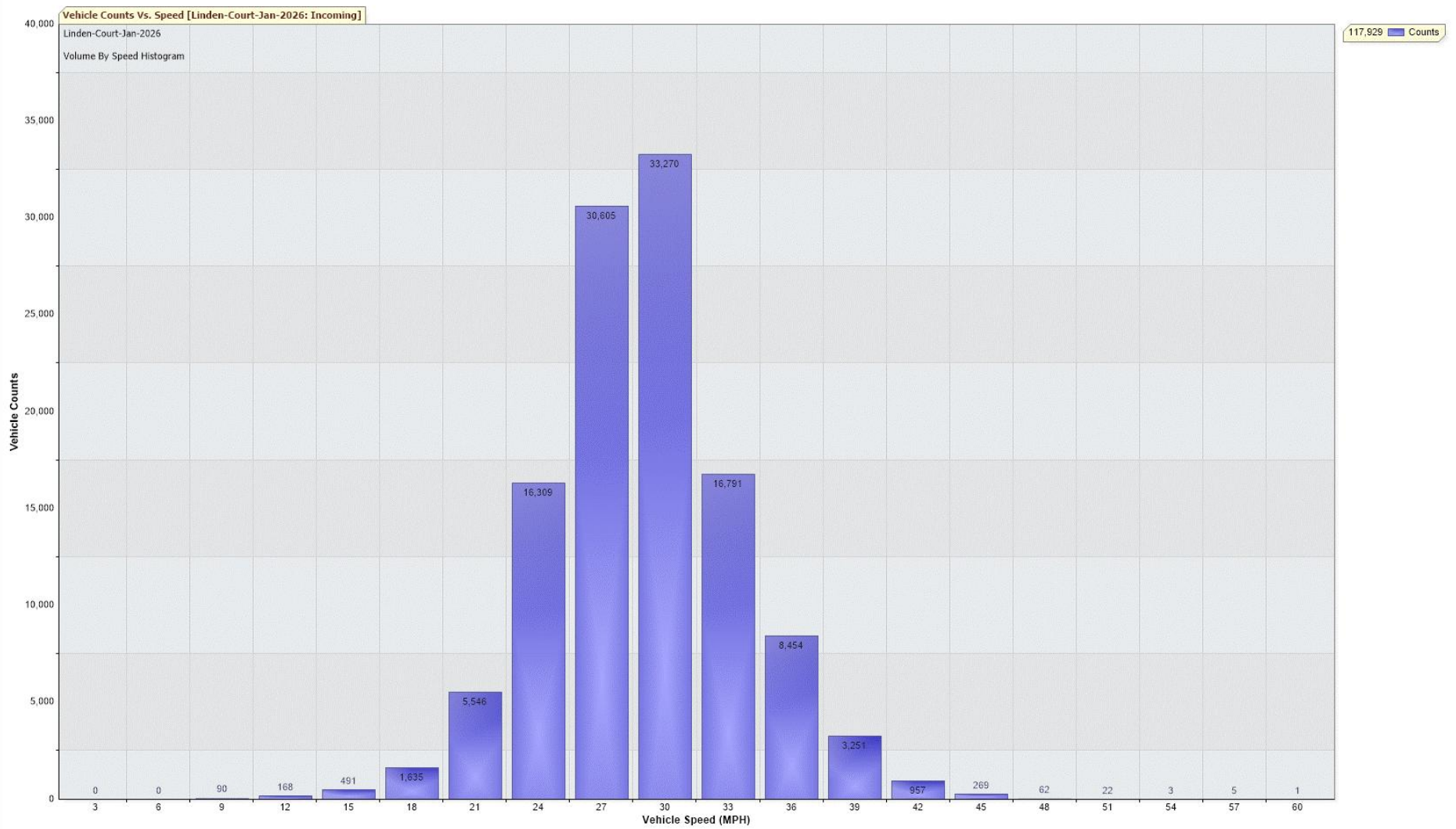
Speed Limit: 30 MPH

85th Percentile Speed: 32.2 MPH

50th Percentile Speed: 27.4 MPH

10 MPH Pace Interval: 21.0 MPH to 31.0 MPH

Average Speed: 27.5 MPH



TRAFFIC ANALYSIS REPORT

For Project: Metal-Bridge-Jan-2026

Projects Notes/Address:

Location/Name: Incoming

Report Generated: 04/02/2026 12:11:25

Speed Intervals = 5 MPH

Time Intervals = Instant

Traffic Report From 31/12/2025 23:00:00 through 31/01/2026 23:59:59

85th Percentile Speed = 29.8 MPH

85th Percentile Vehicles = 18,211 counts

Max Speed = 55.0 MPH on 31/01/2026 06:15:00

Total Vehicles =21,425 counts

AADT: 690.2

Volumes - weekly vehicle counts

	Time
Average Daily	
AM Peak	08:00 to 09:00
PM Peak	15:00 to 16:00

Speed

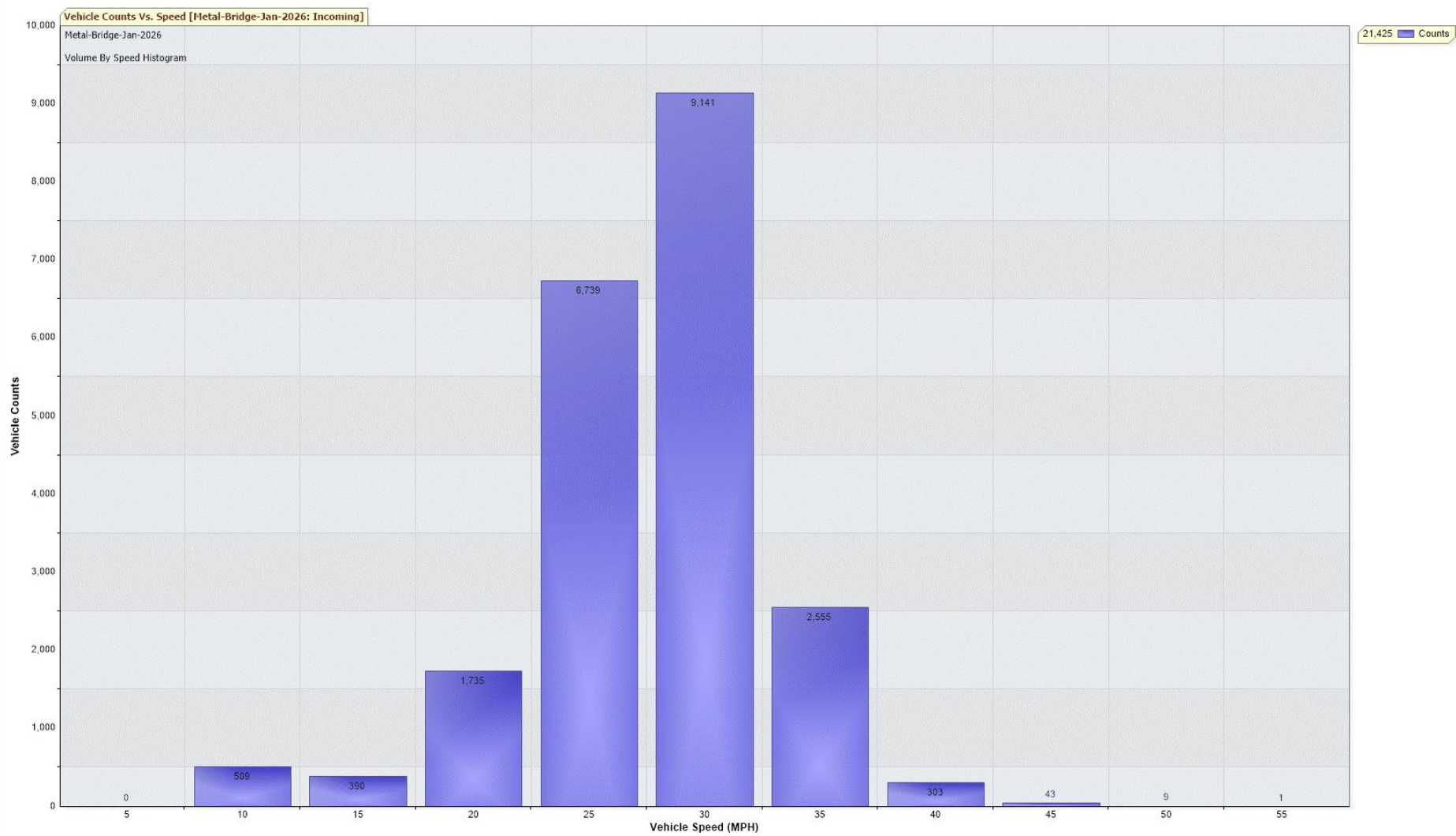
Speed Limit: 30 MPH

85th Percentile Speed: 29.8 MPH

50th Percentile Speed: 25.7 MPH

10 MPH Pace Interval: 20.0 MPH to 30.0 MPH

Average Speed: 25.1 MPH



TRAFFIC ANALYSIS REPORT

For Project: Roundhill-Road-Jan-2026

Projects Notes/Address:

Location/Name: Incoming

Report Generated: 04/02/2026 12:15:53

Speed Intervals = 3 MPH

Time Intervals = Instant

Traffic Report From 31/12/2025 23:00:00 through 31/01/2026 23:59:59

85th Percentile Speed = 30.3 MPH

85th Percentile Vehicles = 46,856 counts

Max Speed = 57.0 MPH on 17/01/2026 03:00:00

Total Vehicles =55,125 counts

AADT: 1775.8

Volumes - weekly vehicle counts

	Time
Average Daily	
AM Peak	08:00 to 09:00
PM Peak	15:00 to 16:00

Speed

Speed Limit: 30 MPH

85th Percentile Speed: 30.3 MPH

50th Percentile Speed: 26.4 MPH

10 MPH Pace Interval: 21.0 MPH to 31.0 MPH

Average Speed: 26.0 MPH

