

Traffic Statistics September 2022

TRAFFIC ANALYSIS REPORT

For Project: Green-Sept-2022

Project Notes/Address:

Location/Name: Incoming

Report Generated: 05/10/2022 18:05:48

Speed Intervals = 3 MPH

Time Intervals = 5 minutes

Traffic Report From 31/08/2022 23:00:00 through 30/09/2022 23:59:59

85th Percentile Speed = 30.3 MPH

85th Percentile Vehicles = 32,012 counts

Max Speed = 75.0 MPH on 08/09/2022 04:50:00

Total Vehicles = 37,661 counts

AADT: 1253.6

Volumes - weekly vehicle counts

	Time	5 Day	7 Day
Average Daily		1,283	1,204
AM peak	8:00 to 9:00	165	132
PM peak	3:00 to 4:00	116	104

Speed

Speed limit: 30 MPH

85th Percentile Speed: 30.3 MPH

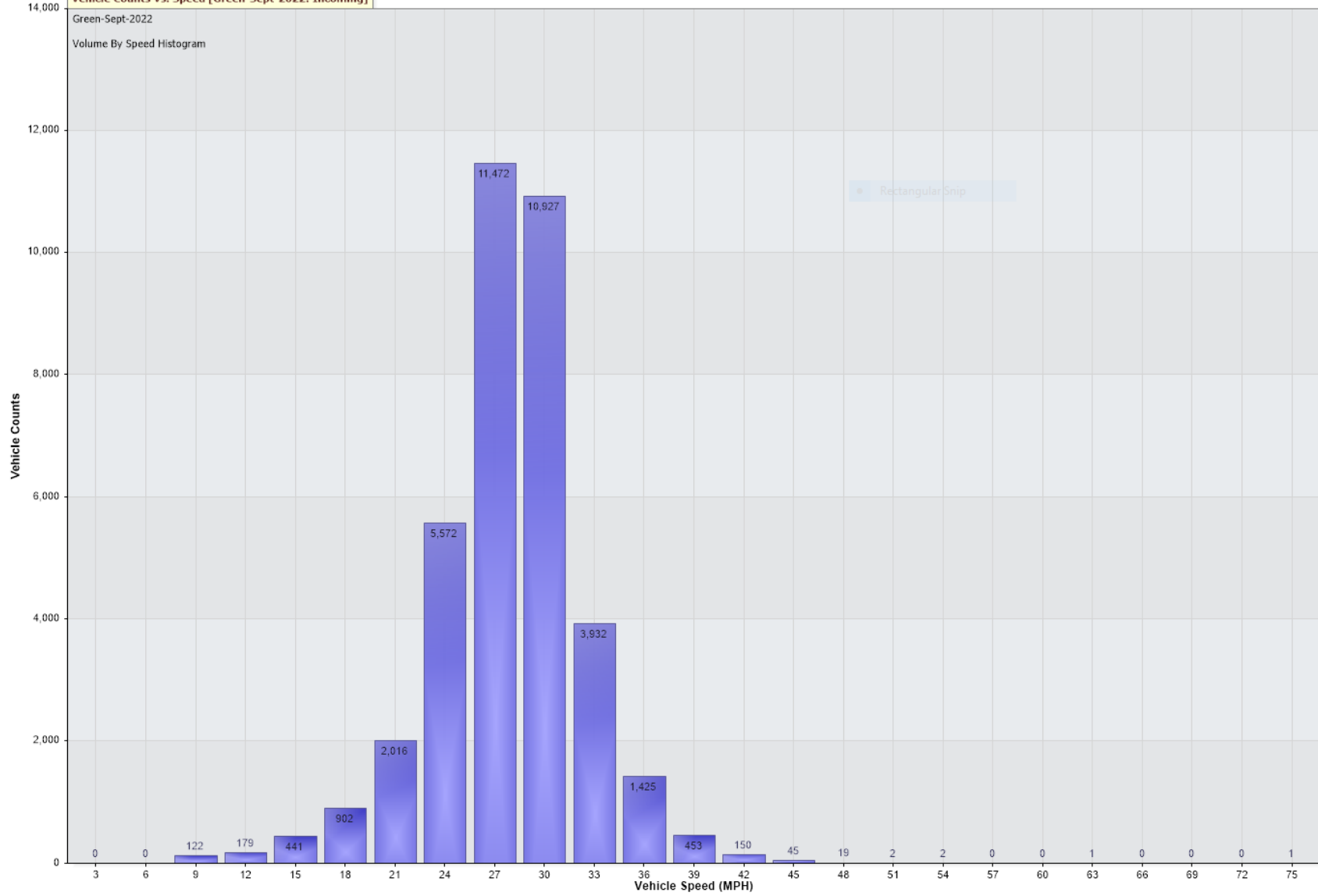
Average Speed: 26.3 MPH

	Monday	Tuesday	Wednesday	Thursday	Friday	Saturday	Sunday
Count over limit	793	737	773	1061	1069	886	711
% over limit	17.7	13.4	13.7	15.6	14.9	20.9	18.6
Avg speeder	33.1	33.0	32.9	33.1	32.9	33.2	32.9

Vehicle Counts Vs. Speed [Green-Sept-2022: Incoming]

Green-Sept-2022
Volume By Speed Histogram

37,661 Counts



TRAFFIC ANALYSIS REPORT

For Project: Hurworth-Road-Sept-2022

Project Notes/Address:

Location/Name: Incoming

Report Generated: 05/10/2022 18:10:27

Speed Intervals = 3 MPH

Time Intervals = 5 minutes

Traffic Report From 31/08/2022 23:00:00 through 30/09/2022 23:59:59

85th Percentile Speed = 31.8 MPH

85th Percentile Vehicles = 56,613 counts

Max Speed = 51.0 MPH on 09/09/2022 20:35:00

Total Vehicles = 66,604 counts

AADT: 2217.1

Volumes - weekly vehicle counts

	Time	5 Day	7 Day
Average Daily		2,241	2,136
AM peak	8:00 to 9:00	207	169
PM peak	5:00 to 6:00	227	207

Speed

Speed limit: 30 MPH

85th Percentile Speed: 31.8 MPH

Average Speed: 27.3 MPH

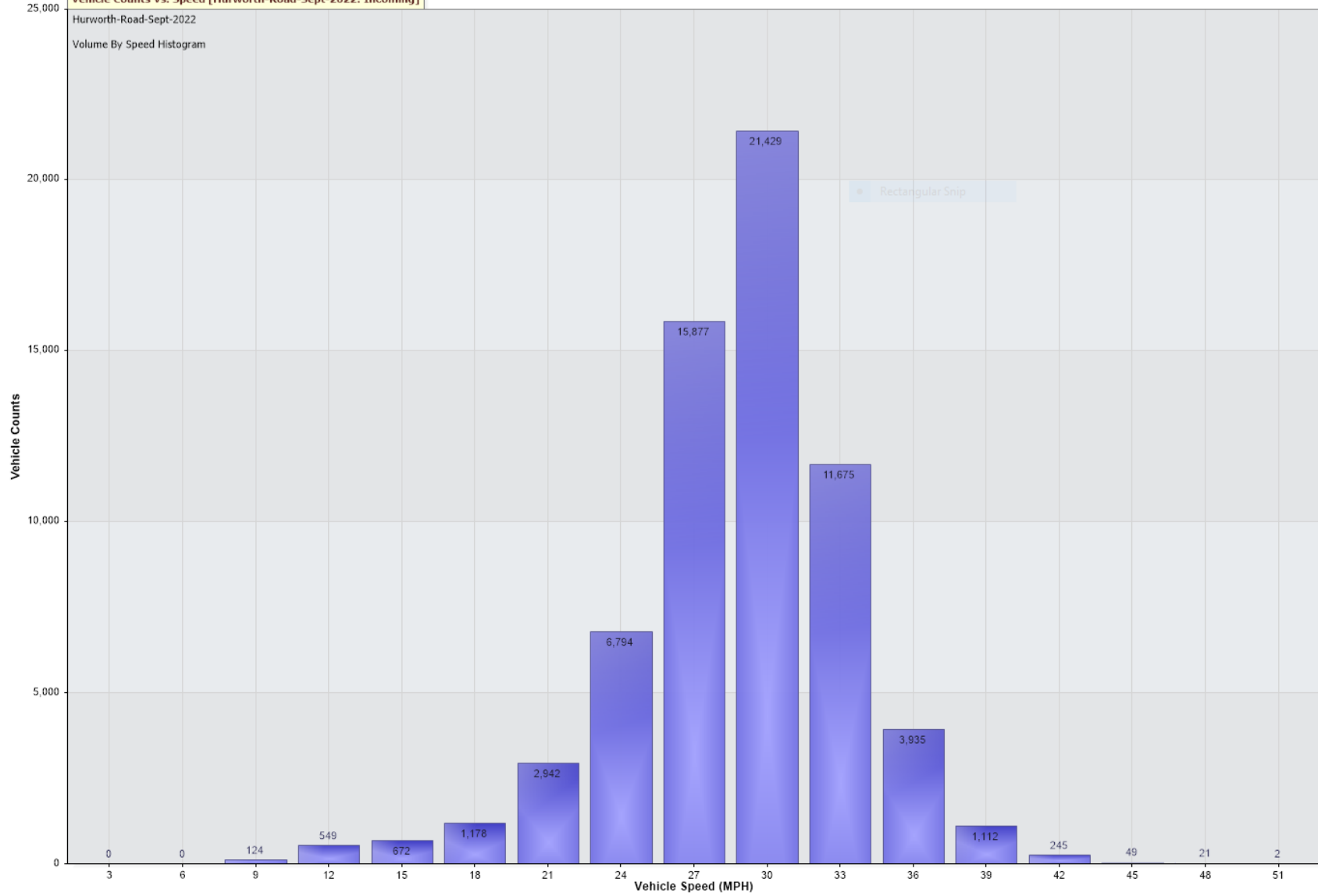
	Monday	Tuesday	Wednesday	Thursday	Friday	Saturday	Sunday
Count over limit	2155	2258	2210	2805	3057	2203	2351
% over limit	27.4	23.0	22.7	23.5	25.0	27.9	33.1
Avg speeder	32.9	32.7	32.6	32.7	32.7	32.8	32.9

Vehicle Counts Vs. Speed [Hurworth-Road-Sept-2022: Incoming]

Hurworth-Road-Sept-2022

Volume By Speed Histogram

66,604 Counts



TRAFFIC ANALYSIS REPORT

For Project: Linden-Court-Sept-2022

Project Notes/Address:

Location/Name: Incoming

Report Generated: 05/10/2022 18:13:40

Speed Intervals = 3 MPH

Time Intervals = 5 minutes

Traffic Report From 31/08/2022 23:00:00 through 30/09/2022 23:59:59

85th Percentile Speed = 33.0 MPH

85th Percentile Vehicles = 115,545 counts

Max Speed = 69.0 MPH on 14/09/2022 16:35:00

Total Vehicles = 135,935 counts

AADT: 4524.9

Volumes - weekly vehicle counts

	Time	5 Day	7 Day
Average Daily		4,524	4,357
AM peak	8:00 to 9:00	435	375
PM peak	4:00 to 5:00	381	348

Speed

Speed limit: 30 MPH

85th Percentile Speed: 33.0 MPH

Average Speed: 28.0 MPH

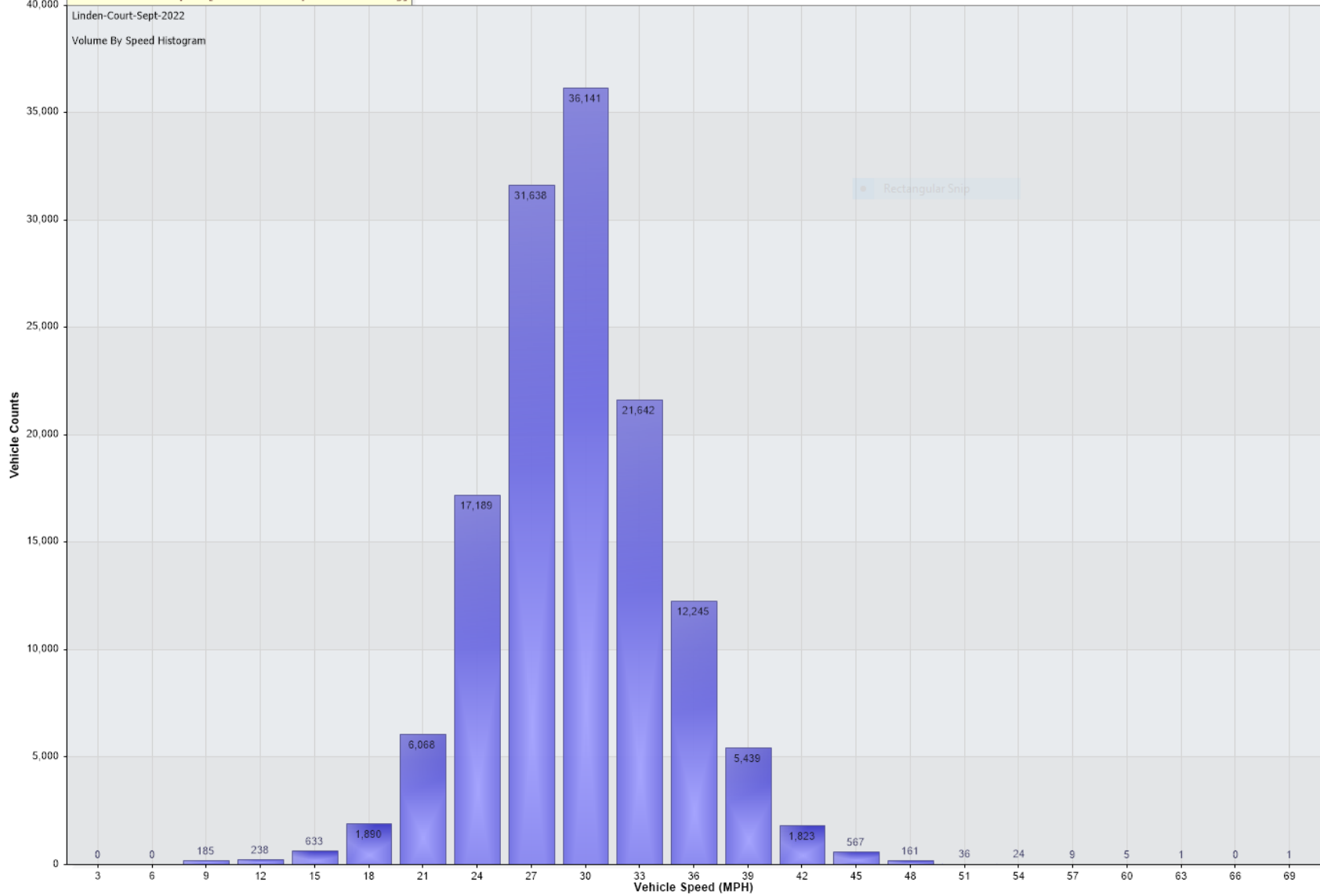
	Monday	Tuesday	Wednesday	Thursday	Friday	Saturday	Sunday
Count over limit	5231	5510	5891	7253	7448	5631	4989
% over limit	33.2	29.0	29.0	29.8	29.8	33.1	34.5
Avg speeder	33.9	33.9	33.6	33.7	33.8	33.9	33.9

Vehicle Counts Vs. Speed [Linden-Court-Sept-2022: Incoming]

Linden-Court-Sept-2022

Volume By Speed Histogram

135,935 Counts



TRAFFIC ANALYSIS REPORT

For Project: Metal-Bridge-Sept-2022

Project Notes/Address:

Location/Name: Incoming

Report Generated: 05/10/2022 18:18:12

Speed Intervals = 3 MPH

Time Intervals = 5 minutes

Traffic Report From 31/08/2022 23:00:00 through 30/09/2022 23:59:59

85th Percentile Speed = 31.9 MPH

85th Percentile Vehicles = 24,139 counts

Max Speed = 75.0 MPH on 14/09/2022 10:30:00

Total Vehicles = 28,399 counts

AADT: 945.3

Volumes - weekly vehicle counts

	Time	5 Day	7 Day
Average Daily		968	908
AM peak	8:00 to 9:00	138	109
PM peak	3:00 to 4:00	93	83

Speed

Speed limit: 30 MPH

85th Percentile Speed: 31.9 MPH

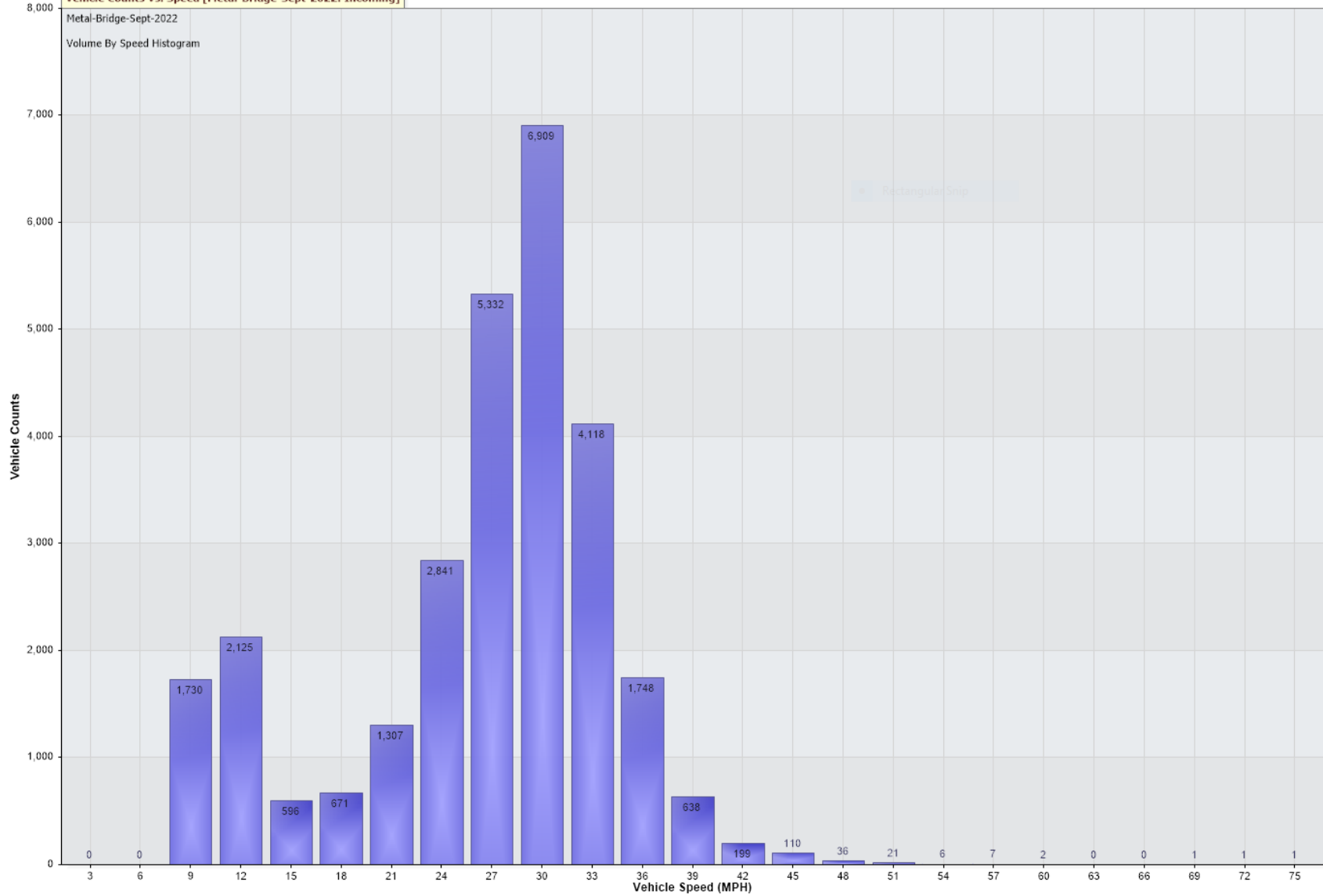
Average Speed: 24.9 MPH

	Monday	Tuesday	Wednesday	Thursday	Friday	Saturday	Sunday
Count over limit	846	1038	1016	1335	1275	733	645
% over limit	24.6	24.9	23.7	25.9	24.2	22.5	22.8
Avg speeder	33.4	33.5	33.5	33.4	33.4	33.7	33.3

Vehicle Counts Vs. Speed [Metal-Bridge-Sept-2022: Incoming]

Metal-Bridge-Sept-2022
Volume By Speed Histogram

28,399 Counts



TRAFFIC ANALYSIS REPORT

For Project: Roundhill-Road-Sept-2022

Project Notes/Address:

Location/Name: Incoming

Report Generated: 05/10/2022 18:21:34

Speed Intervals = 3 MPH

Time Intervals = 5 minutes

Traffic Report From 31/08/2022 23:00:00 through 30/09/2022 23:59:59

85th Percentile Speed = 26.0 MPH

85th Percentile Vehicles = 40,922 counts

Max Speed = 54.0 MPH on 03/09/2022 06:30:00

Total Vehicles = 48,143 counts

AADT: 1602.5

Volumes - weekly vehicle counts

	Time	5 Day	7 Day
Average Daily		1,632	1,543
AM peak	8:00 to 9:00	168	137
PM peak	5:00 to 6:00	161	139

Speed

Speed limit: 30 MPH

85th Percentile Speed: 26.0 MPH

Average Speed: 22.3 MPH

	Monday	Tuesday	Wednesday	Thursday	Friday	Saturday	Sunday
Count over limit	103	91	99	106	152	114	97
% over limit	1.8	1.3	1.4	1.2	1.7	2.0	2.0
Avg speeder	32.7	32.6	32.5	32.6	32.7	32.9	33.4

Vehicle Counts Vs. Speed [Roundhill-Road-Sept-2022: Incoming]

Roundhill-Road-Sept-2022

Volume By Speed Histogram

48,143 Counts

