

Traffic Statistics August 2024

TRAFFIC ANALYSIS REPORT

For Project: Green-August-2024

Project Notes/Address:

Location/Name: Incoming

Report Generated: 01/09/2024 17:02:54

Speed Intervals = 3 MPH

Time Intervals = 5 minutes

Traffic Report From 31/07/2024 23:00:00 through 31/08/2024 23:59:59

85th Percentile Speed = 31.6 MPH

85th Percentile Vehicles = 24,502 counts

Max Speed = 63.0 MPH on 25/08/2024 04:16:24

Total Vehicles = 28,826 counts

AADT: 928.6

Volumes - weekly vehicle counts

	Time	5 Day	7 Day
Average Daily		884	898
AM peak	11:00 to 12:00	59	59
PM peak	3:00 to 4:00	72	75

Speed

Speed limit: 30 MPH

85th Percentile Speed: 31.6 MPH

Average Speed: 27.4 MPH

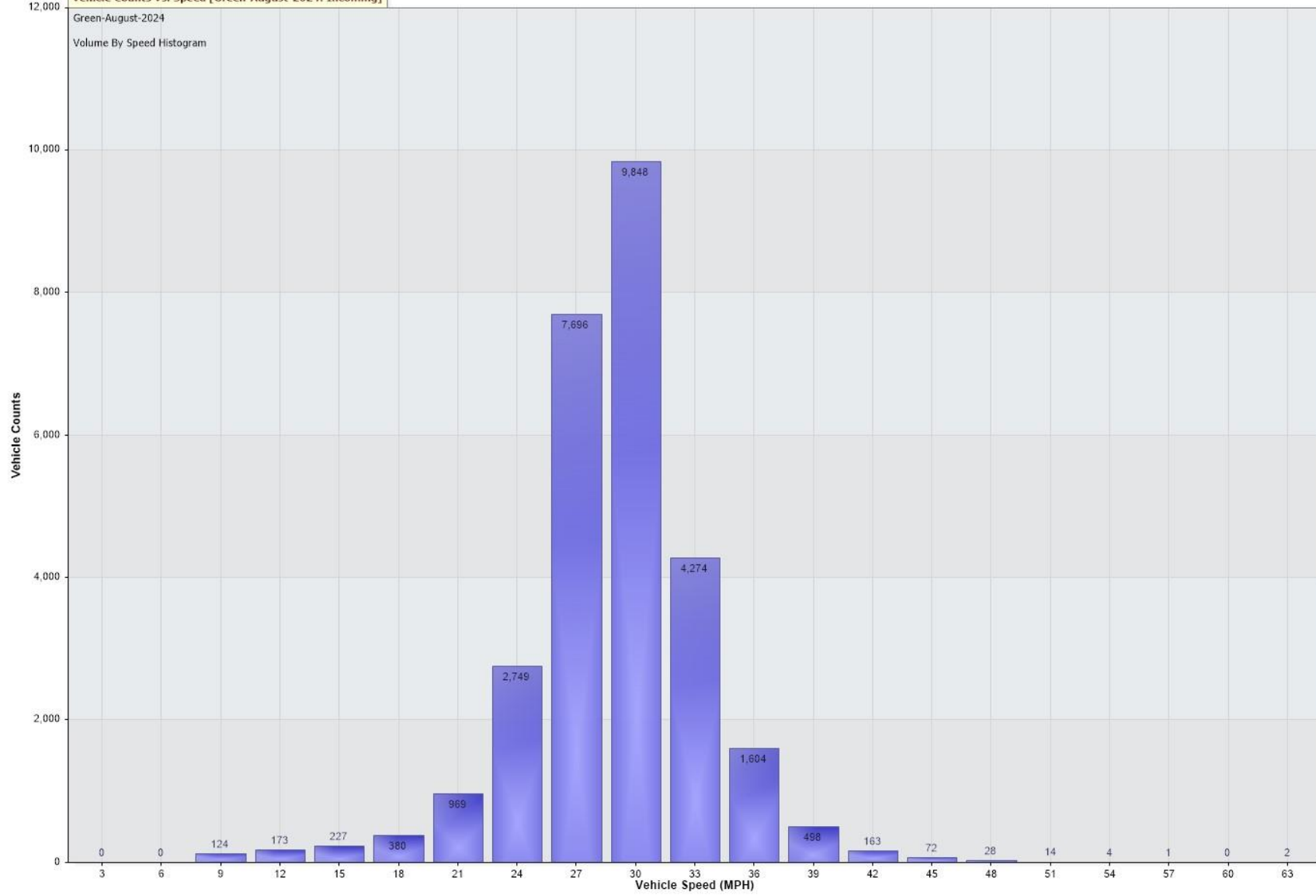
	Monday	Tuesday	Wednesday	Thursday	Friday	Saturday	Sunday
Count over limit	858	849	870	1084	1091	1116	792
% over limit	25.1	23.6	24.1	23.2	21.6	22.4	22.6
Avg speeder	33.1	33.1	33.2	33.2	33.1	33.1	33.2

Vehicle Counts Vs. Speed [Green-August-2024: Incoming]

Green-August-2024

Volume By Speed Histogram

28,826 Counts



TRAFFIC ANALYSIS REPORT

For Project: Hurworth-Road-August-2024

Project Notes/Address:

Location/Name: Incoming

Report Generated: 01/09/2024 17:08:03

Speed Intervals = 3 MPH

Time Intervals = 5 minutes

Traffic Report From 31/07/2024 23:00:00 through 31/08/2024 23:59:59

85th Percentile Speed = 25.4 MPH

85th Percentile Vehicles = 23,763 counts

Max Speed = 45.0 MPH on 03/08/2024 18:35:00

Total Vehicles = 27,956 counts

AADT: 900.6

Volumes - weekly vehicle counts

	Time	5 Day	7 Day
Average Daily		755	869
AM peak	11:00 to 12:00	39	56
PM peak	5:00 to 6:00	87	90

Speed

Speed limit: 30 MPH

85th Percentile Speed: 25.4 MPH

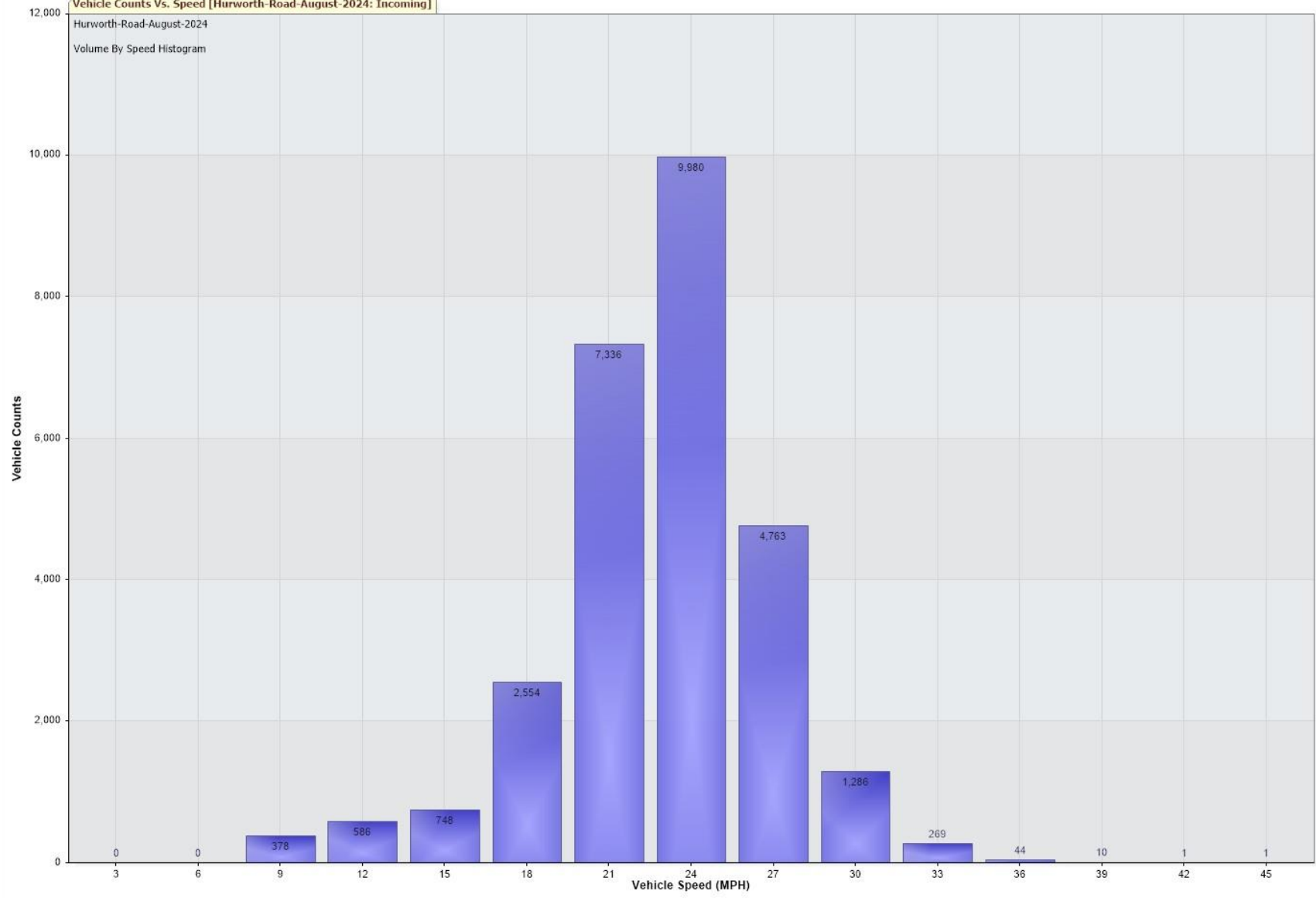
Average Speed: 21.4 MPH

	Monday	Tuesday	Wednesday	Thursday	Friday	Saturday	Sunday
Count over limit	20	6	5	60	72	81	81
% over limit	0.7	0.2	0.2	1.5	1.3	1.3	1.8
Avg speeder	32.6	32.0	31.5	32.0	31.8	32.4	32.3

Vehicle Counts Vs. Speed [Hurworth-Road-August-2024: Incoming]

Hurworth-Road-August-2024
Volume By Speed Histogram

27,956 Counts



TRAFFIC ANALYSIS REPORT

For Project: Linden-Court-August-2024

Project Notes/Address:

Location/Name: Incoming

Report Generated: 01/09/2024 17:19:39

Speed Intervals = 3 MPH

Time Intervals = 5 minutes

Traffic Report From 31/07/2024 23:00:00 through 31/08/2024 23:59:59

85th Percentile Speed = 32.7 MPH

85th Percentile Vehicles = 125,232 counts

Max Speed = 57.0 MPH on 12/08/2024 10:10:00

Total Vehicles = 147,332 counts

AADT: 4746.3

Volumes - weekly vehicle counts

	Time	5 Day	7 Day
Average Daily		4,821	4,585
AM peak	8:00 to 9:00	410	377
PM peak	5:00 to 6:00	372	368

Speed

Speed limit: 30 MPH

85th Percentile Speed: 32.7 MPH

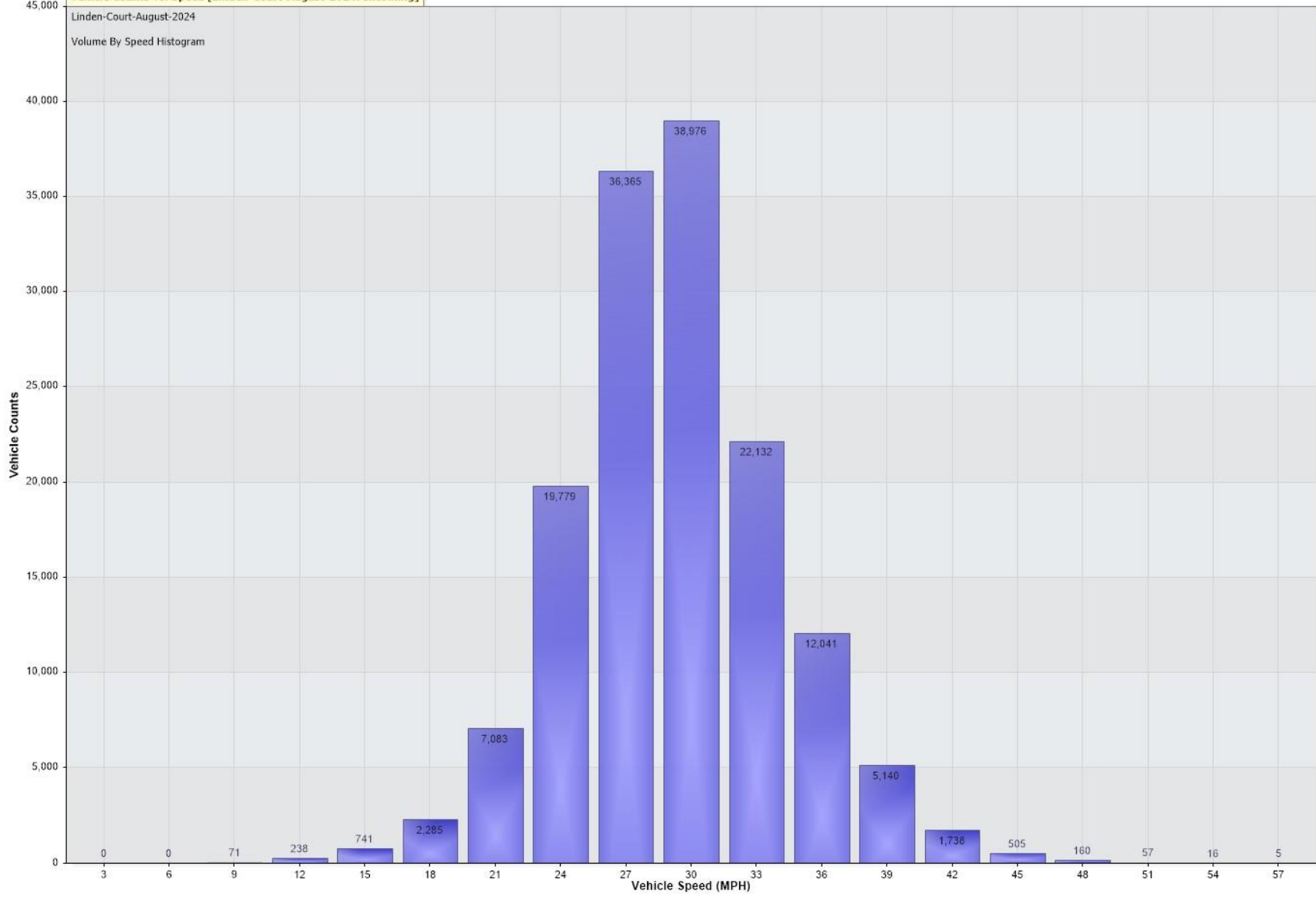
Average Speed: 27.7 MPH

	Monday	Tuesday	Wednesday	Thursday	Friday	Saturday	Sunday
Count over limit	5095	5722	5530	7176	7164	6510	4597
% over limit	28.5	28.0	26.1	28.2	27.5	29.7	31.8
Avg speeder	33.8	33.7	33.6	33.7	33.7	33.7	33.9

Vehicle Counts Vs. Speed [Linden-Court-August-2024: Incoming]

Linden-Court-August-2024
Volume By Speed Histogram

147,332 Counts



TRAFFIC ANALYSIS REPORT

For Project: Metal-Bridge-August-2024

Project Notes/Address:

Location/Name: Incoming

Report Generated: 01/09/2024 17:14:53

Speed Intervals = 5 MPH

Time Intervals = 5 minutes

Traffic Report From 31/07/2024 23:00:00 through 31/08/2024 23:59:59

85th Percentile Speed = 30.1 MPH

85th Percentile Vehicles = 17,235 counts

Max Speed = 60.0 MPH on 03/08/2024 23:50:00

Total Vehicles = 20,277 counts

AADT: 653.2

Volumes - weekly vehicle counts

	Time	5 Day	7 Day
Average Daily		619	632
AM peak	11:00 to 12:00	54	55
PM peak	5:00 to 6:00	54	52

Speed

Speed limit: 30 MPH

85th Percentile Speed: 30.1 MPH

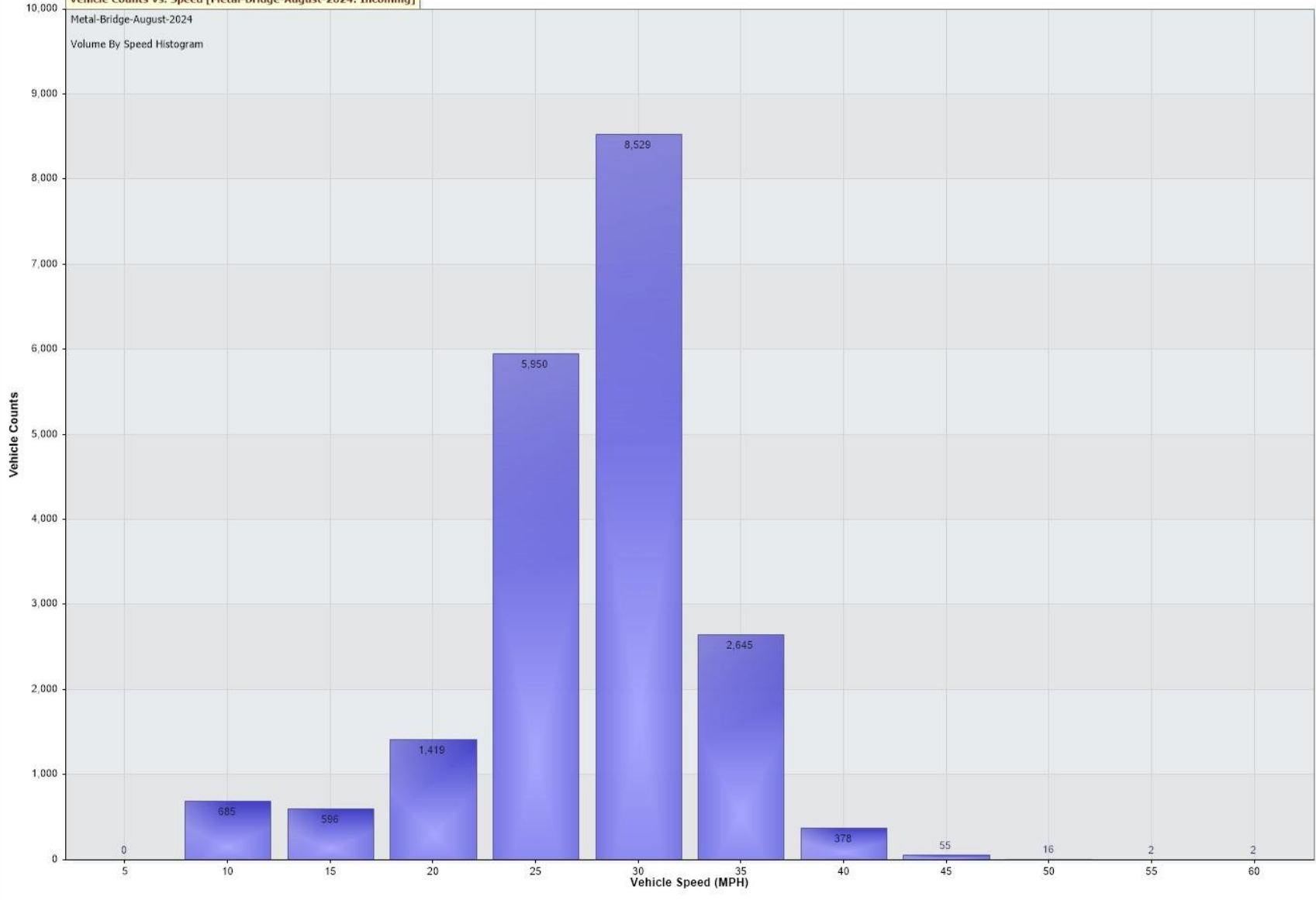
Average Speed: 25.1 MPH

	Monday	Tuesday	Wednesday	Thursday	Friday	Saturday	Sunday
Count over limit	371	384	392	528	556	496	371
% over limit	15.4	15.0	15.4	16.5	15.7	14.3	14.6
Avg speeder	33.3	33.5	33.4	33.3	33.3	33.4	33.8

Vehicle Counts Vs. Speed [Metal-Bridge-August-2024: Incoming]

Metal-Bridge-August-2024
Volume By Speed Histogram

20,277 Counts



TRAFFIC ANALYSIS REPORT

For Project: Roundhill-Road-August-2024

Project Notes/Address:

Location/Name: Incoming

Report Generated: 01/09/2024 17:26:27

Speed Intervals = 3 MPH

Time Intervals = 5 minutes

Traffic Report From 31/07/2024 23:00:00 through 31/08/2024 23:59:59

85th Percentile Speed = 29.7 MPH

85th Percentile Vehicles = 42,710 counts

Max Speed = 51.0 MPH on 22/08/2024 04:50:00

Total Vehicles = 50,247 counts

AADT: 1618.7

Volumes - weekly vehicle counts

	Time	5 Day	7 Day
Average Daily		1,647	1,566
AM peak	9:00 to 10:00	127	124
PM peak	5:00 to 6:00	135	125

Speed

Speed limit: 30 MPH

85th Percentile Speed: 29.7 MPH

Average Speed: 25.6 MPH

	Monday	Tuesday	Wednesday	Thursday	Friday	Saturday	Sunday
Count over limit	740	893	815	1142	1102	829	648
% over limit	11.6	12.9	11.9	13.1	12.2	11.4	12.7
Avg speeder	32.7	32.7	32.6	32.7	32.6	32.7	32.7

