

August 2022 Traffic Statistics:

TRAFFIC ANALYSIS REPORT

For Project: Metal-Bridge-August-2022

Project Notes/Address:

Location/Name: Incoming

Report Generated: 31/08/2022 14:00:53

Speed Intervals = 3 MPH

Time Intervals = 5 minutes

Traffic Report From 31/07/2022 23:00:00 through 31/08/2022 11:59:59

85th Percentile Speed = 31.6 MPH

85th Percentile Vehicles = 21,839 counts

Max Speed = 60.0 MPH on 13/08/2022 19:10:00

Total Vehicles = 25,693 counts

AADT: 841.2

Volumes - weekly vehicle counts

	Time	5 Day	7 Day
Average Daily		851	809
AM peak	9:00 to 10:00	72	73
PM peak	5:00 to 6:00	70	65

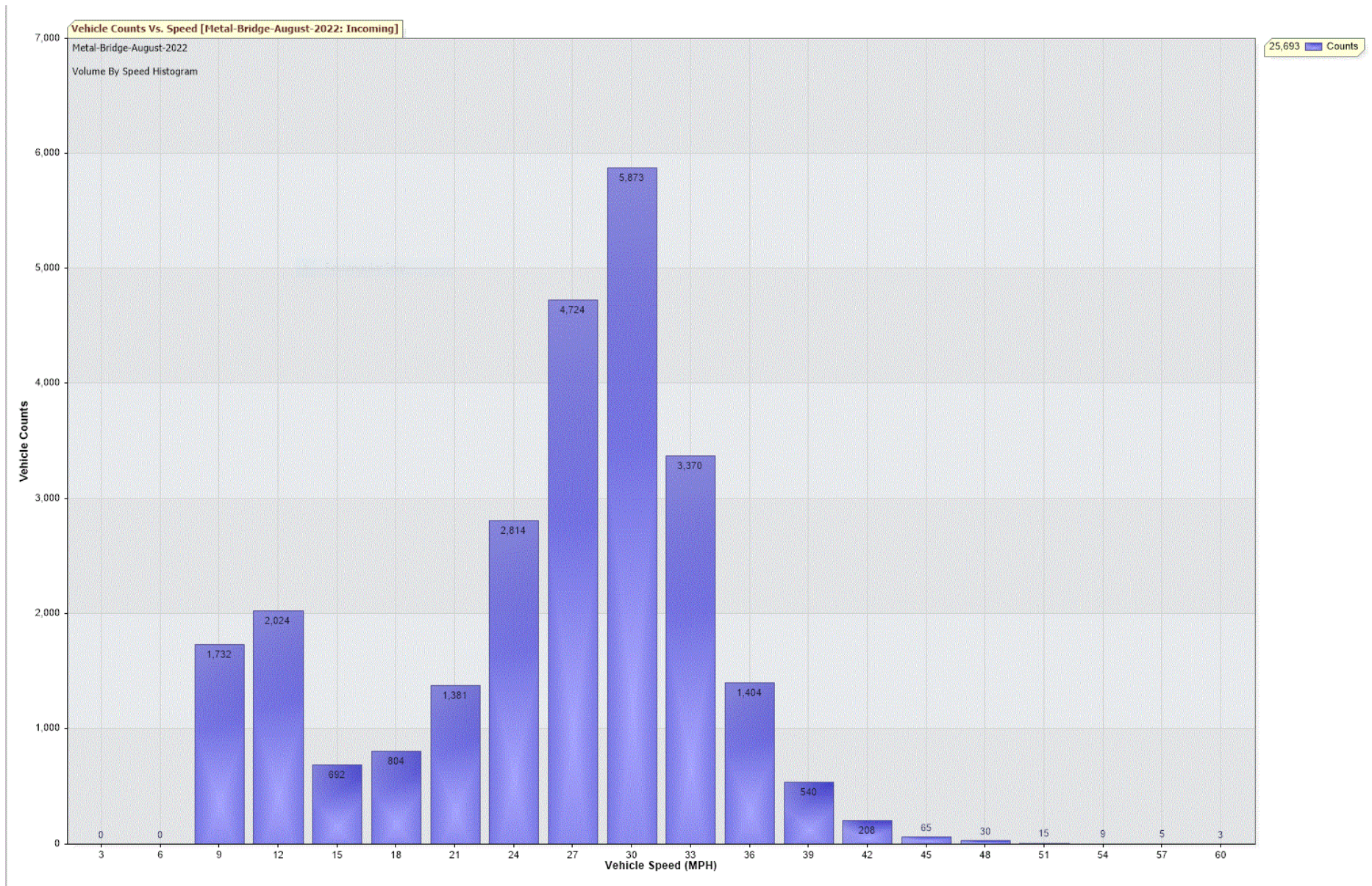
Speed

Speed limit: 30 MPH

85th Percentile Speed: 31.6 MPH

Average Speed: 24.3 MPH

	Monday	Tuesday	Wednesday	Thursday	Friday	Saturday	Sunday
Count over limit	931	887	862	842	831	691	605
% over limit	23.8	20.5	21.6	23.6	22.6	20.4	21.3
Avg speeder	33.5	33.5	33.3	33.5	33.4	33.8	33.5



TRAFFIC ANALYSIS REPORT

For Project: The-Green-August-2022

Project Notes/Address:

Location/Name: Incoming

Report Generated: 31/08/2022 14:05:17

Speed Intervals = 3 MPH

Time Intervals = 5 minutes

Traffic Report From 31/07/2022 23:00:00 through 31/08/2022 11:59:59

85th Percentile Speed = 31.1 MPH

85th Percentile Vehicles = 28,830 counts

Max Speed = 60.0 MPH on 04/08/2022 22:45:00

Total Vehicles = 33,918 counts

AADT: 1110.5

Volumes - weekly vehicle counts

	Time	5 Day	7 Day
Average Daily		1,133	1,067
AM peak	11:00 to 12:00	92	94
PM peak	2:00 to 3:00	86	85

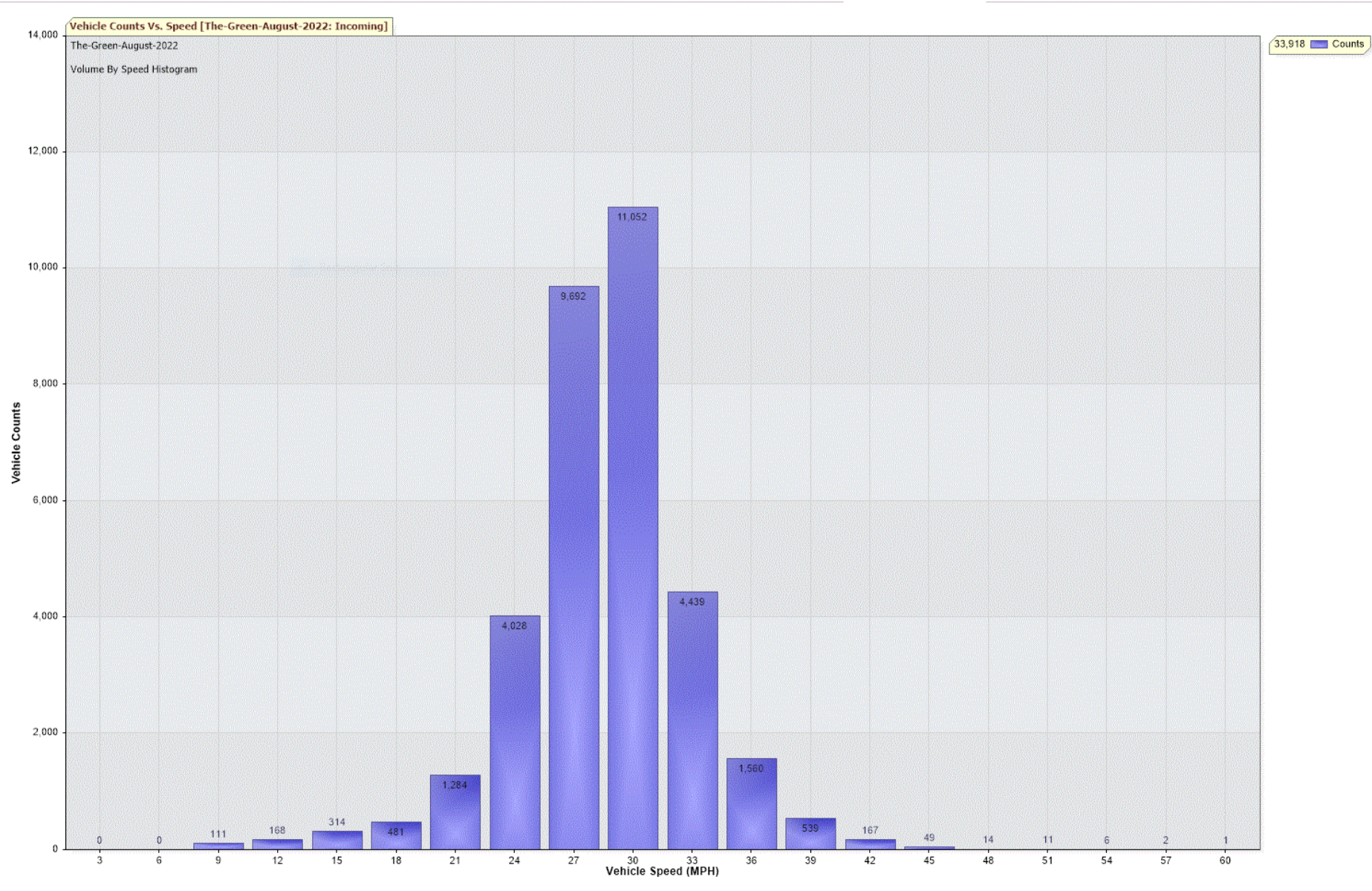
Speed

Speed limit: 30 MPH

85th Percentile Speed: 31.1 MPH

Average Speed: 27.0 MPH

	Monday	Tuesday	Wednesday	Thursday	Friday	Saturday	Sunday
Count over limit	1072	1020	1106	979	954	933	724
% over limit	20.2	17.5	20.9	20.8	19.8	21.7	19.8
Avg speeder	33.0	32.9	32.8	33.1	33.2	33.3	33.1



TRAFFIC ANALYSIS REPORT

For Project: Hurworth-Road-August-2022

Project Notes/Address:

Location/Name: Incoming

Report Generated: 31/08/2022 13:55:26

Speed Intervals = 3 MPH

Time Intervals = 5 minutes

Traffic Report From 31/07/2022 23:00:00 through 31/08/2022 00:59:59

85th Percentile Speed = 32.3 MPH

85th Percentile Vehicles = 50,021 counts

Max Speed = 57.0 MPH on 30/08/2022 06:50:00

Total Vehicles = 58,848 counts

AADT: 1956.2

* Rectangular Ship

Volumes - weekly vehicle counts

	Time	5 Day	7 Day
Average Daily		1,973	1,856
AM peak	11:00 to 12:00	137	143
PM peak	5:00 to 6:00	193	179

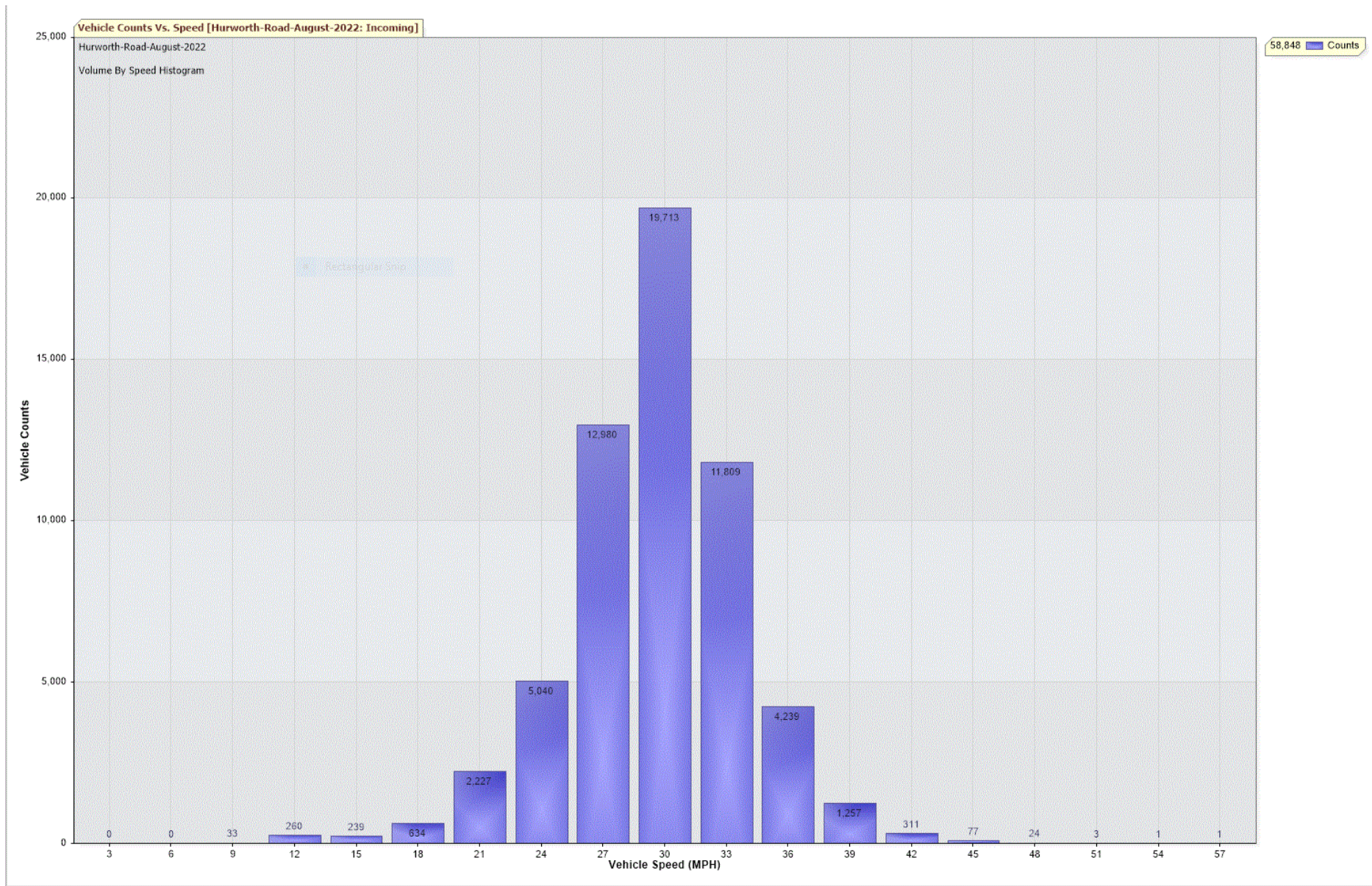
Speed

Speed limit: 30 MPH

85th Percentile Speed: 32.3 MPH

Average Speed: 28.0 MPH

	Monday	Tuesday	Wednesday	Thursday	Friday	Saturday	Sunday
Count over limit	2817	2932	2338	2530	2611	2397	2097
% over limit	29.8	28.9	28.4	29.8	29.9	32.5	32.6
Avg speeder	32.8	32.8	32.8	32.9	32.9	33.0	32.9



TRAFFIC ANALYSIS REPORT

For Project: Linden-Court-August-2022

Project Notes/Address:

Location/Name: Incoming

Report Generated: 31/08/2022 13:58:29

Speed Intervals = 3 MPH

Time Intervals = 5 minutes

Traffic Report From 31/07/2022 23:00:00 through 31/08/2022 11:59:59

85th Percentile Speed = 33.1 MPH

85th Percentile Vehicles = 110,416 counts

Max Speed = 66.0 MPH on 04/08/2022 11:00:00

Total Vehicles = 129,901 counts

AADT: 4253.2

Volumes - weekly vehicle counts

	Time	5 Day	7 Day
Average Daily		4,399	4,095
AM peak	8:00 to 9:00	351	336
PM peak	3:00 to 4:00	331	333

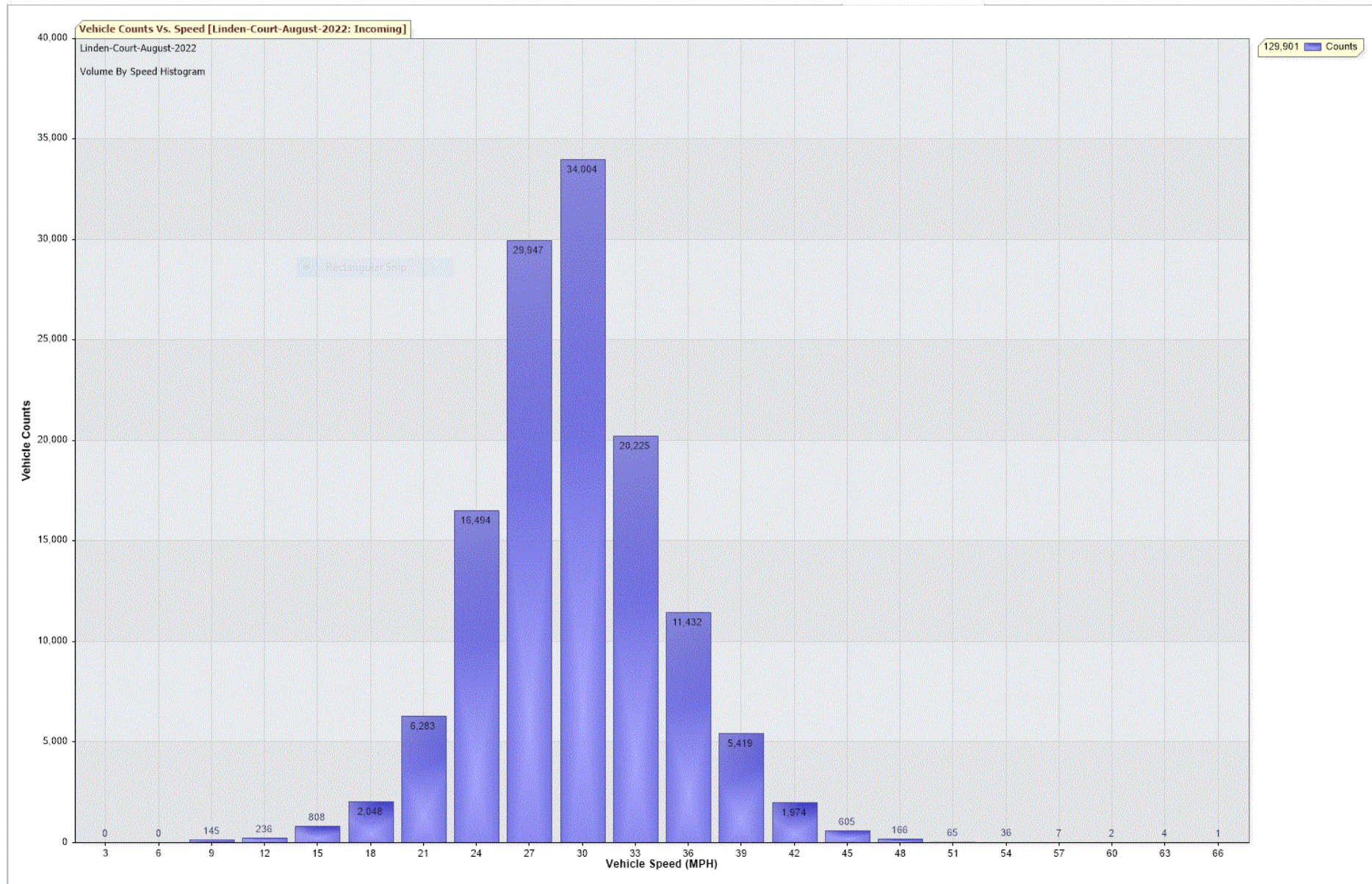
Speed

Speed limit: 30 MPH

85th Percentile Speed: 33.1 MPH

Average Speed: 27.9 MPH

	Monday	Tuesday	Wednesday	Thursday	Friday	Saturday	Sunday
Count over limit	6694	6601	6008	5391	5651	5081	4510
% over limit	32.6	29.8	29.4	29.1	29.8	31.2	34.6
Avg speeder	34.0	34.0	33.9	33.8	33.8	34.0	34.0



TRAFFIC ANALYSIS REPORT

For Project: Roundhill-Road-August-2022

Project Notes/Address:

Location/Name: Incoming

Report Generated: 31/08/2022 14:03:04

Speed Intervals = 3 MPH

Time Intervals = 5 minutes

Traffic Report From 31/07/2022 23:00:00 through 31/08/2022 11:59:59

85th Percentile Speed = 26.3 MPH

85th Percentile Vehicles = 38,426 counts

Max Speed = 51.0 MPH on 29/08/2022 05:05:00

Total Vehicles = 45,207 counts

AADT: 1480.2

Rectangular Snip

Volumes - weekly vehicle counts

	Time	5 Day	7 Day
Average Daily		1,533	1,425
AM peak	8:00 to 9:00	109	106
PM peak	5:00 to 6:00	137	121

Speed

Speed limit: 30 MPH

85th Percentile Speed: 26.3 MPH

Average Speed: 22.5 MPH

	Monday	Tuesday	Wednesday	Thursday	Friday	Saturday	Sunday
Count over limit	153	170	155	139	142	159	126
% over limit	2.1	2.2	2.3	2.1	2.1	2.9	2.7
Avg speeder	33.1	32.5	32.7	32.7	32.7	32.9	32.9

