

Traffic Statistics December 2025:

TRAFFIC ANALYSIS REPORT

For Project: Green-Dec-2025

Projects Notes/Address:

Location/Name: Incoming

Report Generated: 08/01/2026 11:51:10

Speed Intervals = 3 MPH

Time Intervals = Instant

Traffic Report From 30/11/2025 23:00:00 through 31/12/2025 23:59:59

85th Percentile Speed = 28.4 MPH

85th Percentile Vehicles = 30,965 counts

Max Speed = 51.0 MPH on 16/12/2025 08:20:00

Total Vehicles = 36,429 counts

AADT: 1173.6

Volumes - weekly vehicle counts

Time

Average Daily

AM Peak

08:00 to 09:00

PM Peak

15:00 to 16:00

Speed

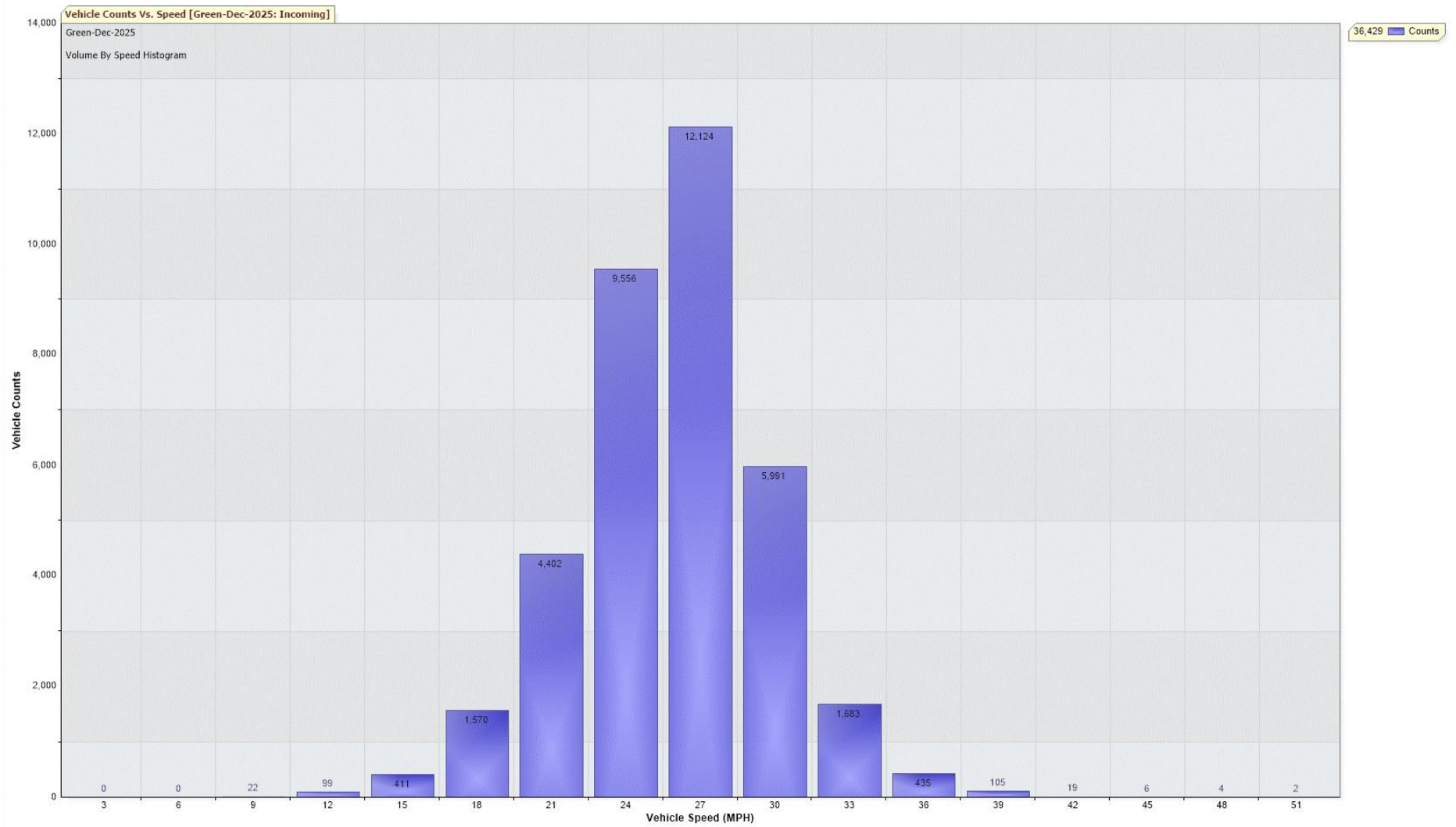
Speed Limit: 30 MPH

85th Percentile Speed: 28.4 MPH

50th Percentile Speed: 24.5 MPH

10 MPH Pace Interval: 18.0 MPH to 28.0 MPH

Average Speed: 24.3 MPH



TRAFFIC ANALYSIS REPORT

For Project: Hurworth-Road-Dec-2025

Projects Notes/Address:

Location/Name: Incoming

Report Generated: 08/01/2026 11:58:47

Speed Intervals = 3 MPH

Time Intervals = Instant

Traffic Report From 30/11/2025 23:00:00 through 31/12/2025 23:59:59

85th Percentile Speed = 27.0 MPH

85th Percentile Vehicles = 45,586 counts

Max Speed = 51.0 MPH on 28/12/2025 21:20:00

Total Vehicles =53,631 counts

AADT: 1727.7

Volumes - weekly vehicle counts

Average Daily

AM Peak

PM Peak

Time

08:00 to 09:00

15:00 to 16:00

Speed

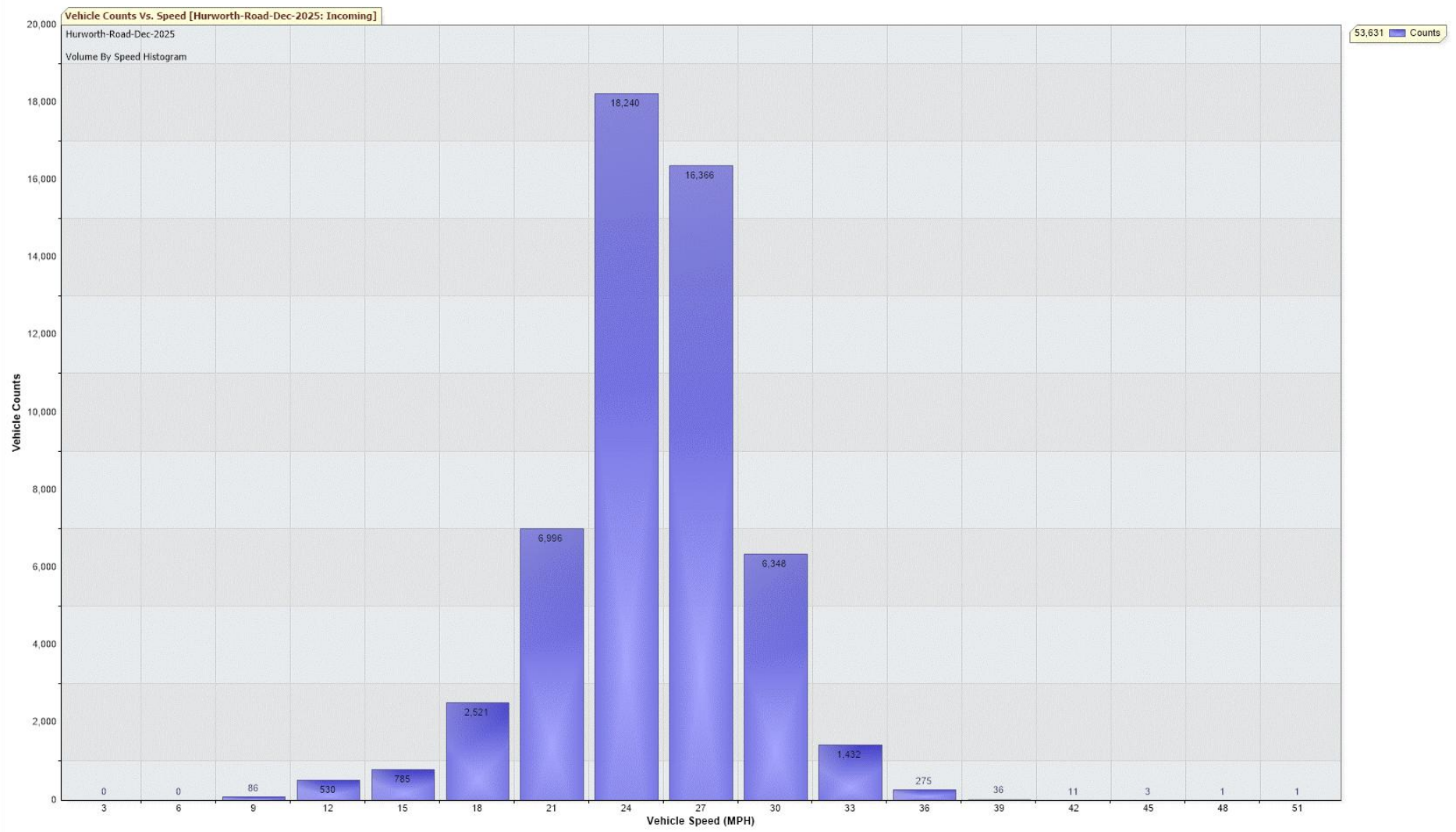
Speed Limit: 30 MPH

85th Percentile Speed: 27.0 MPH

50th Percentile Speed: 23.6 MPH

10 MPH Pace Interval: 18.0 MPH to 28.0 MPH

Average Speed: 23.5 MPH



TRAFFIC ANALYSIS REPORT

For Project: Linden-Court-Dec-2025

Projects Notes/Address:

Location/Name: Incoming

Report Generated: 08/01/2026 12:03:06

Speed Intervals = 3 MPH

Time Intervals = Instant

Traffic Report From 30/11/2025 23:00:00 through 31/12/2025 23:59:59

85th Percentile Speed = 32.3 MPH

85th Percentile Vehicles = 95,662 counts

Max Speed = 63.0 MPH on 12/12/2025 18:40:00

Total Vehicles =112,543 counts

AADT: 3625.5

Volumes - weekly vehicle counts

Time

Average Daily

AM Peak

08:00 to 09:00

PM Peak

15:00 to 16:00

Speed

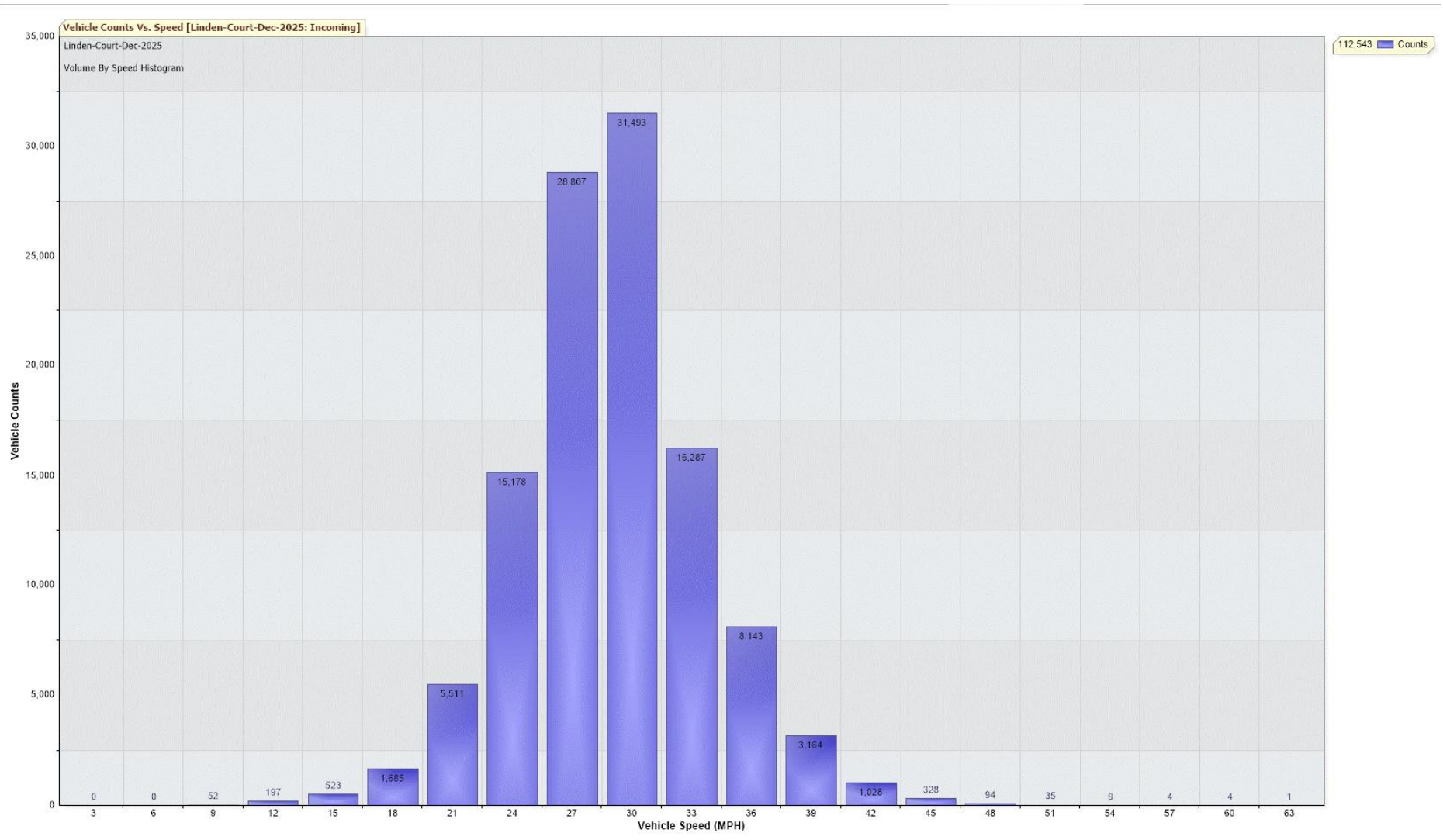
Speed Limit: 30 MPH

85th Percentile Speed: 32.3 MPH

50th Percentile Speed: 27.4 MPH

10 MPH Pace Interval: 21.0 MPH to 31.0 MPH

Average Speed: 27.5 MPH



TRAFFIC ANALYSIS REPORT

For Project: Metal-Bridge-Dec-2025

Projects Notes/Address:

Location/Name: Incoming

Report Generated: 08/01/2026 12:06:33

Speed Intervals = 5 MPH

Time Intervals = Instant

Traffic Report From 30/11/2025 23:00:00 through 31/12/2025 23:59:59

85th Percentile Speed = 29.7 MPH

85th Percentile Vehicles = 19,848 counts

Max Speed = 55.0 MPH on 08/12/2025 00:25:00

Total Vehicles =23,351 counts

AADT: 752.2

Volumes - weekly vehicle counts

	Time
Average Daily	
AM Peak	08:00 to 09:00
PM Peak	15:00 to 16:00

Speed

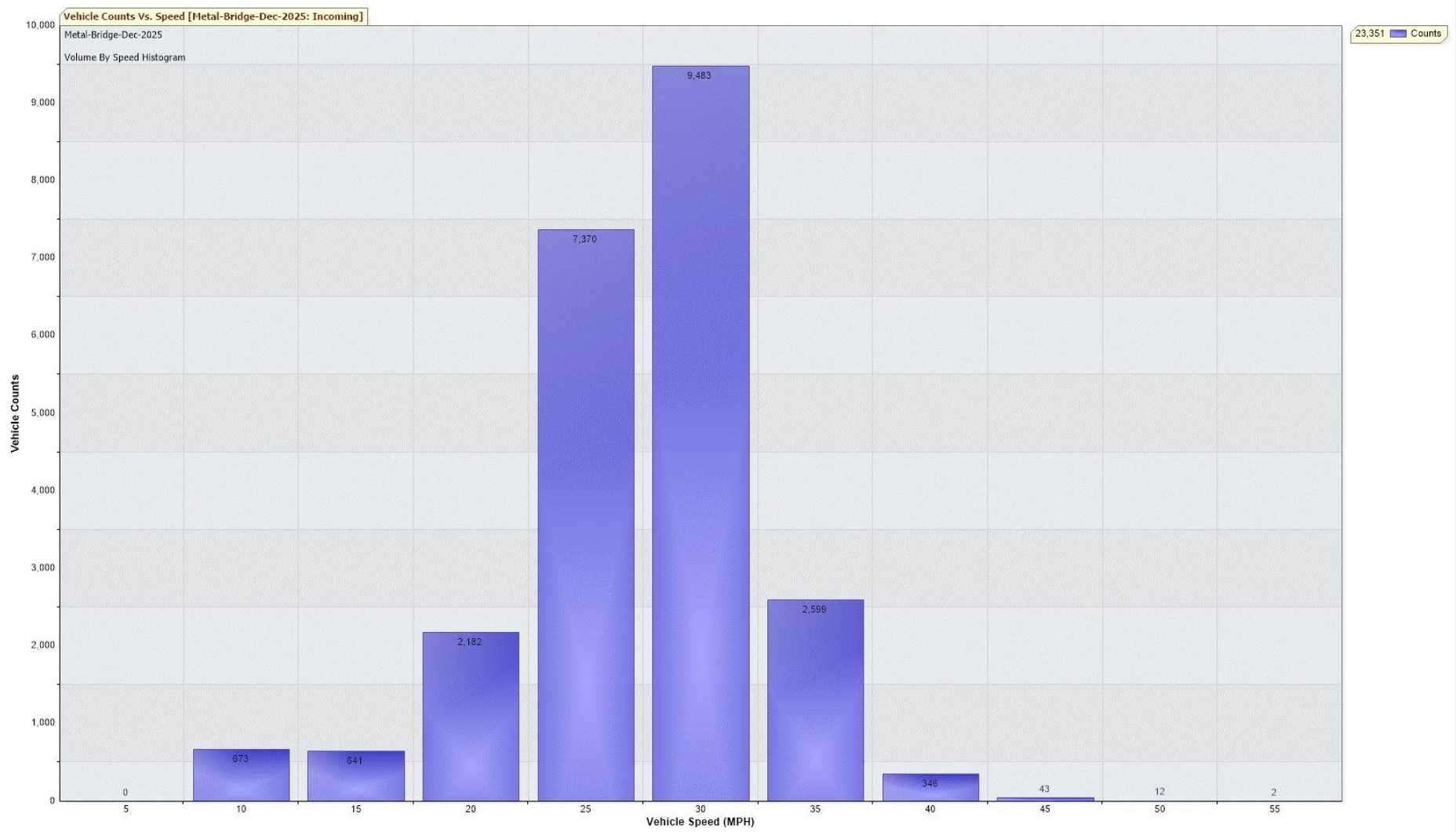
Speed Limit: 30 MPH

85th Percentile Speed: 29.7 MPH

50th Percentile Speed: 25.4 MPH

10 MPH Pace Interval: 20.0 MPH to 30.0 MPH

Average Speed: 24.7 MPH



TRAFFIC ANALYSIS REPORT

For Project: Roundhill-Road-Dec-2025

Projects Notes/Address:

Location/Name: Incoming

Report Generated: 08/01/2026 12:10:04

Speed Intervals = 3 MPH

Time Intervals = Instant

Traffic Report From 30/11/2025 13:00:00 through 31/12/2025 23:59:59

85th Percentile Speed = 30.3 MPH

85th Percentile Vehicles = 46,566 counts

Max Speed = 54.0 MPH on 07/12/2025 01:20:00

Total Vehicles =54,783 counts

AADT: 1741.4

Volumes - weekly vehicle counts

	Time
Average Daily	
AM Peak	08:00 to 09:00
PM Peak	15:00 to 16:00

Speed

Speed Limit: 30 MPH

85th Percentile Speed: 30.3 MPH

50th Percentile Speed: 26.2 MPH

10 MPH Pace Interval: 21.0 MPH to 31.0 MPH

Average Speed: 25.6 MPH

