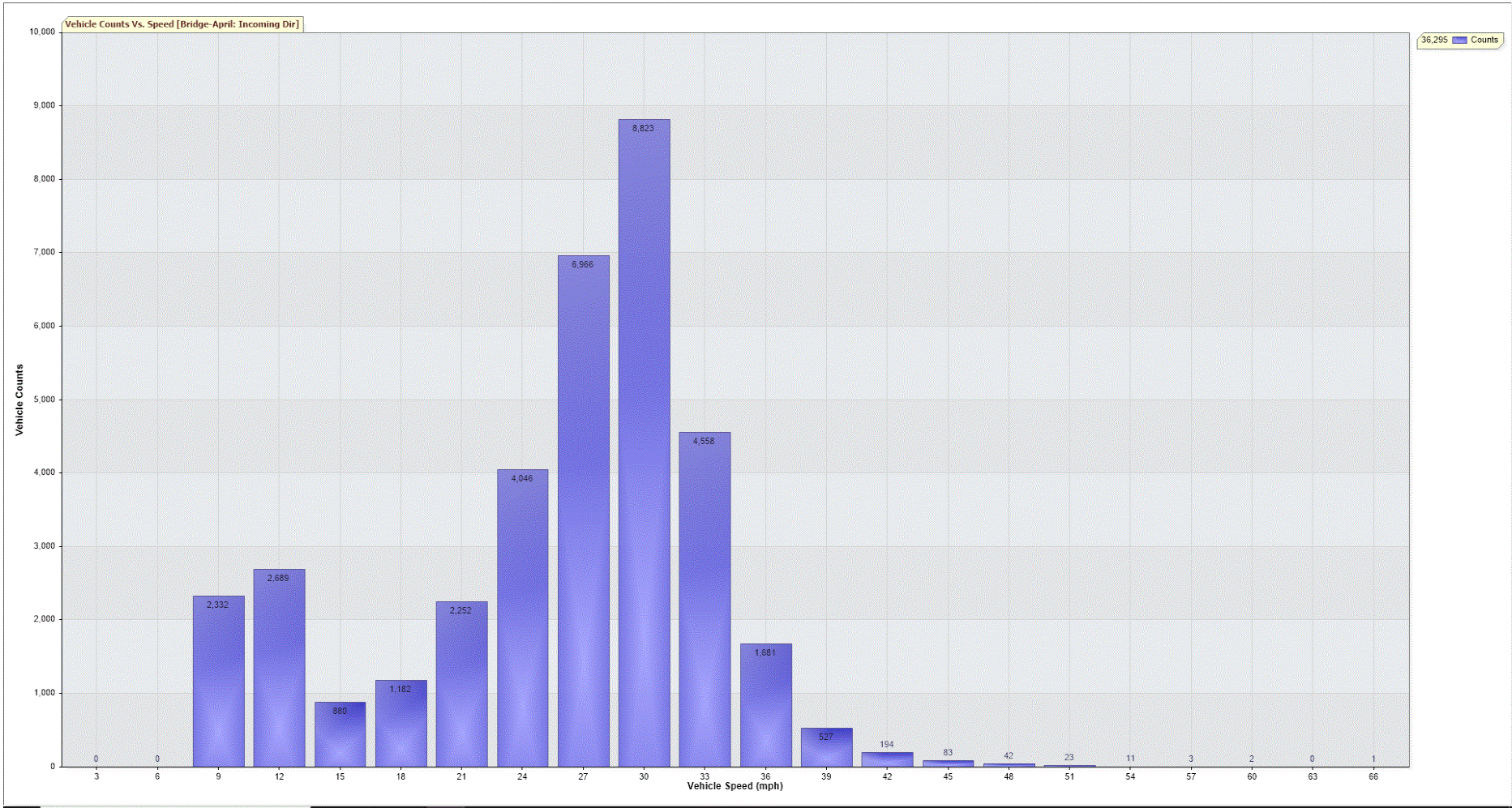
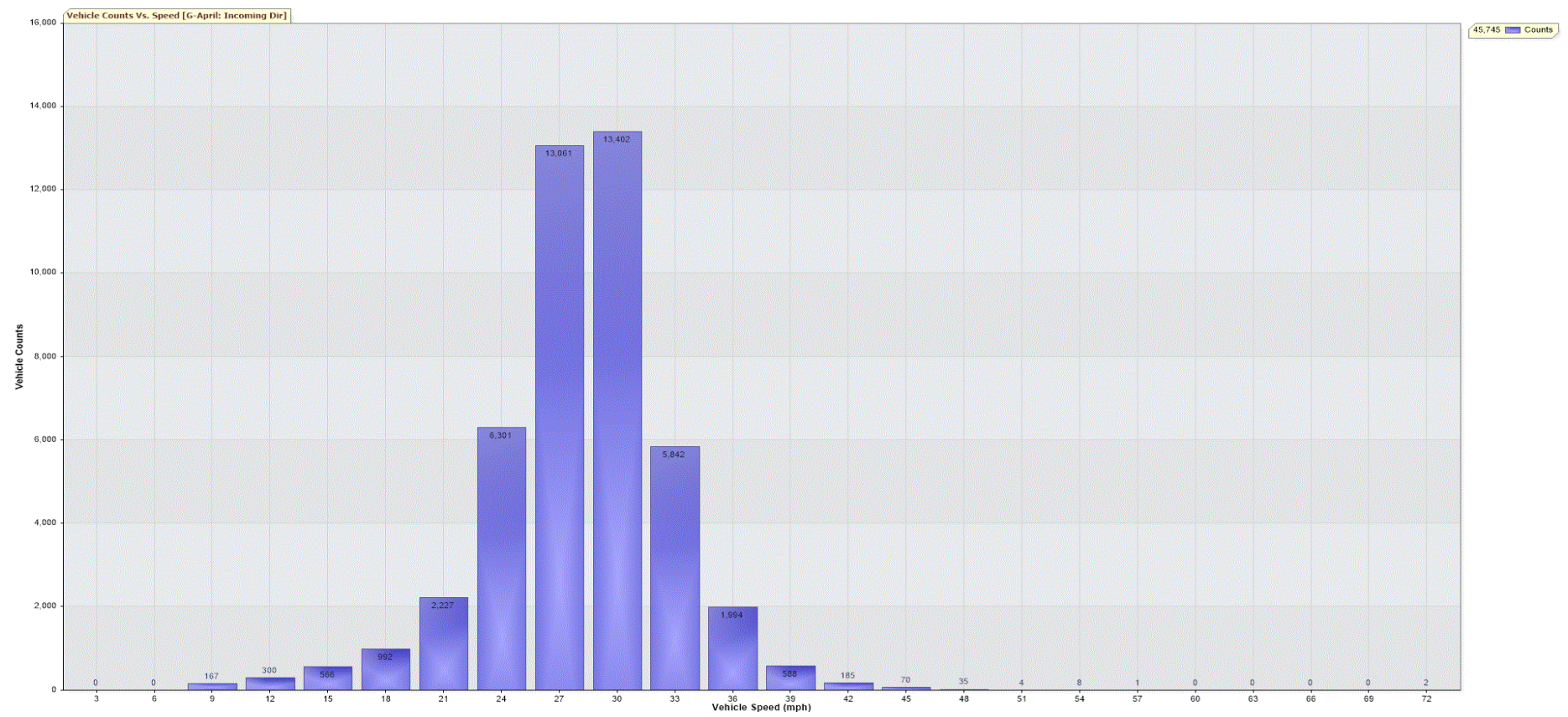


April Traffic Stats: The Metal Bridge



TRAFFIC ANALYSIS REPORT								
For Project:	Bridge-April							
Location/Name:	Incoming Dir							
Report Generated:	03/05/2021 18:04							
Speed Intervals	3 mph							
Time Intervals	5 minutes							
Traffic Report From	4/1/2021 12:00:00 PM through 4/30/2021 12:00:00 PM							
85th Percentile Speed	31.1 mph							
85th Percentile Vehicles	30,851 counts							
Max Speed	66.0 mph on 4/24/2021 8:20:00 PM							
Total Vehicles	36,295 count							
AADT:	1,252							
Volumes - weekly vehicle counts								
	Time	5 Day	7 Day					
Average Daily		1,290	1,206					
AM peak	8:00 to 9:00	158	125					
PM peak	5:00 to 6:00	109	98					
Speed								
Speed limit:		30 mph						
85th Percentile Speed:		31.1 mph						
Average Speed:		26.1 mph						
		Monday	Tuesday	Wednesday	Thursday	Friday	Saturday	Sunday
Count over limit		960	966	1,187	1,272	1,200	872	668
% over limit		19.7	20.2	19.4	19.5	19.9	20.0	18.5
Avg speeder		32.6	32.8	32.6	32.7	32.7	33.1	32.7

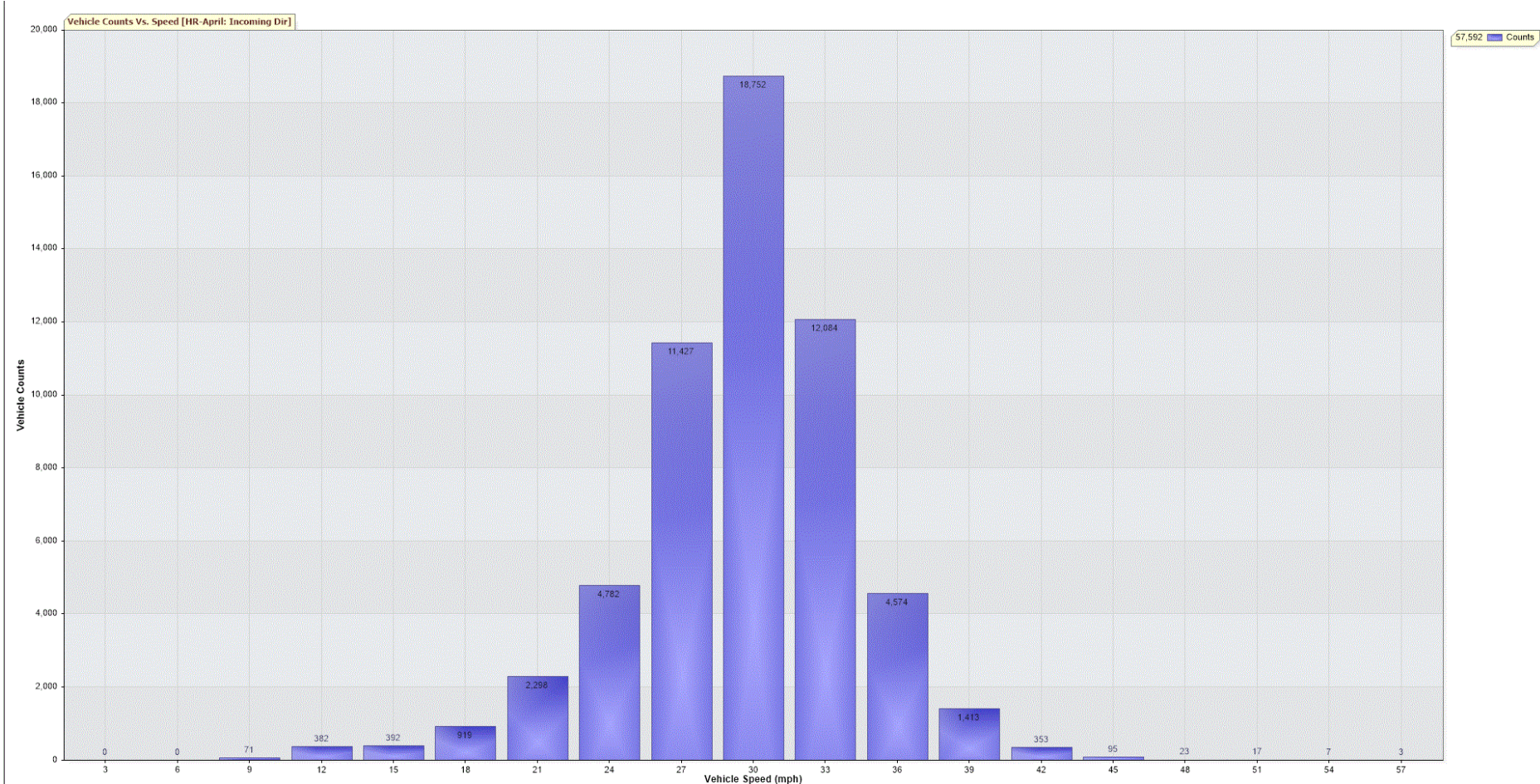
The Green



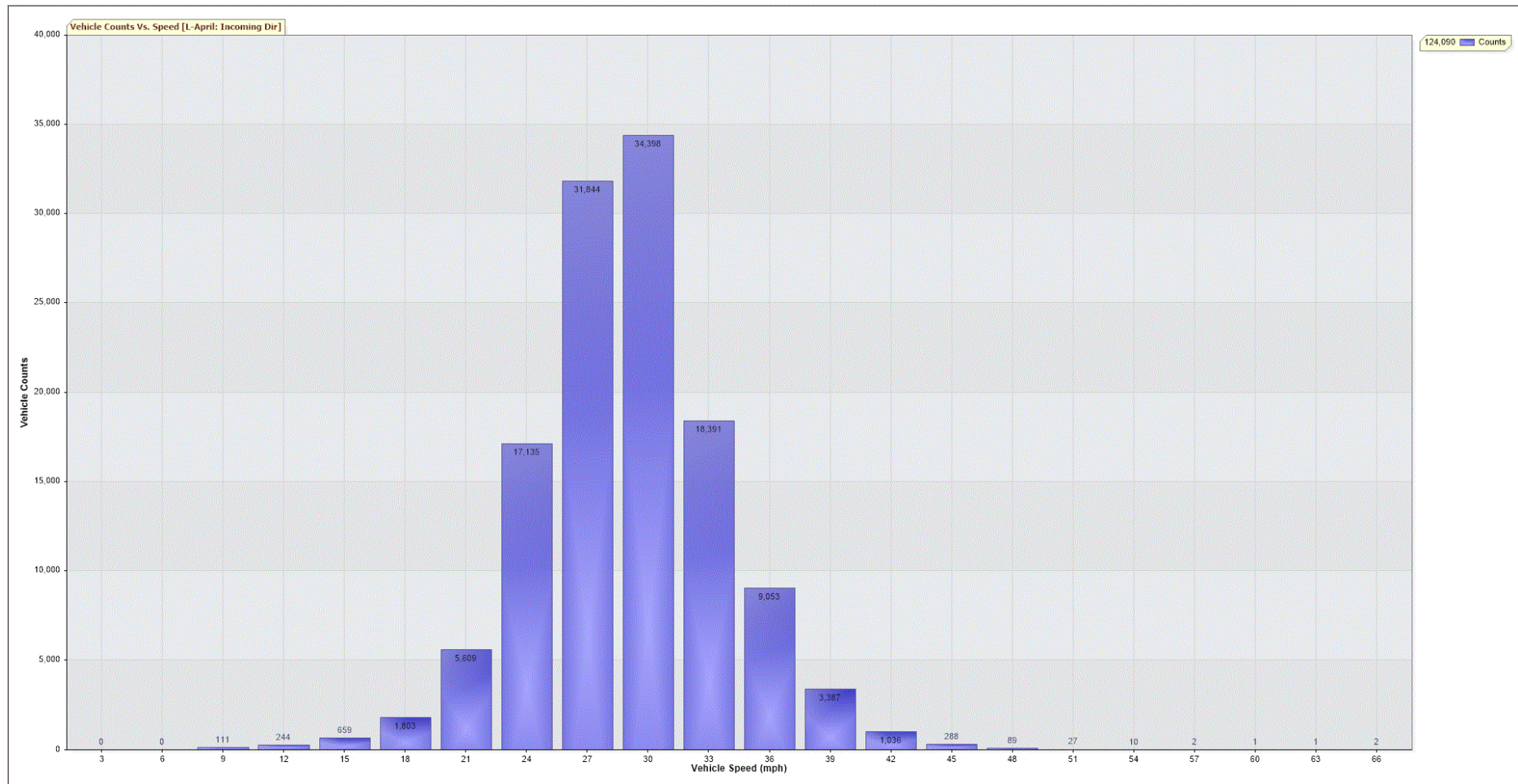
TRAFFIC ANALYSIS REPORT

For Project:	G-April							
Location/Name:	Incoming Dir							
Report Generated:	03/05/2021 18:09							
Speed Intervals	3 mph							
Time Intervals	5 minutes							
Traffic Report From	4/1/2021 12:00:00 PM through 4/30/2021 12:00:00 PM							
85th Percentile Speed	31 mph							
85th Percentile Vehicles	38,883 counts							
Max Speed	72.0 mph on 4/20/2021 12:40:00 AM							
Total Vehicles	45,745 count							
AADT:	1,577							
Volumes - weekly vehicle counts								
	Time	5 Day	7 Day					
Average Daily		1,630	1,519					
AM peak	8:00 to 9:00	190	152					
PM peak	5:00 to 6:00	133	120					
Speed								
Speed limit:		30 mph						
85th Percentile Speed:		31 mph						
Average Speed:		26.8 mph						
		Monday	Tuesday	Wednesday	Thursday	Friday	Saturday	Sunday
Count over limit		1,066	1,097	1,343	1,634	1,384	1,257	948
% over limit		17.6	17.6	17.6	19.5	18.4	23.1	21.1
Avg speeder		32.5	32.4	32.5	32.4	32.5	32.5	32.5

Hurworth Road



Linden Court:



TRAFFIC ANALYSIS REPORT

For Project: L-April

Location/Name: Incoming Dir

Report Generated: 03/05/2021 18:33:07

Speed Intervals = 3 mph

Time Intervals = 5 minutes

Traffic Report From 01/04/2021 12:00:00 through 30/04/2021 12:00:00

85th Percentile Speed = 32.2 mph

85th Percentile Vehicles = 105,476 counts

Max Speed = 66.0 mph on 07/04/2021 20:30:00

Total Vehicles = 124,090 counts

AADT: 4279.0

Volumes - weekly vehicle counts

	Time	5 Day	7 Day
Average Daily		4,408	4,131
AM peak	8:00 to 9:00	405	338
PM peak	5:00 to 6:00	349	305

Speed

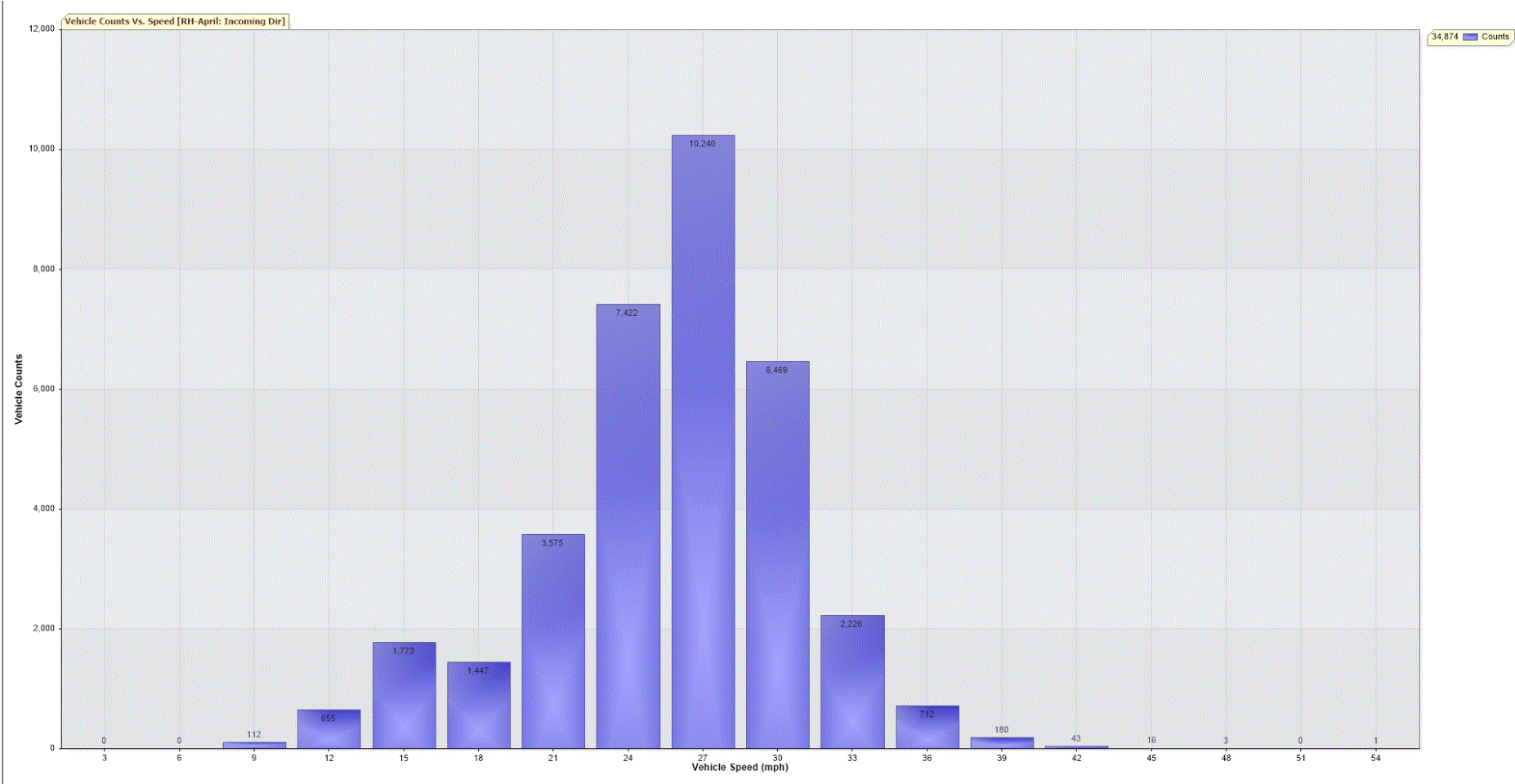
Speed limit: 30 mph

85th Percentile Speed: 32.2 mph

Average Speed: 29.0 mph

	Monday	Tuesday	Wednesday	Thursday	Friday	Saturday	Sunday
Count over limit	4513	4519	4821	5549	5147	4111	3627
% over limit	26.8	25.1	24.5	25.2	25.7	26.6	30.1
Avg speeder	33.0	32.9	32.9	32.9	32.9	33.0	33.1

Roundhill Road:



TRAFFIC ANALYSIS REPORT									
For Project:	RH-April								
Location/Name:	Incoming Dir								
Report Generated:	03/05/2021 17:58								
Speed Intervals	3 mph								
Time Intervals	5 minutes								
Traffic Report From	4/1/2021 12:00:00 PM through 4/30/2021 12:00:00 PM								
85th Percentile Speed	29 mph								
85th Percentile Vehicles	29,643 counts								
Max Speed	54.0 mph on 4/4/2021 8:25:00 PM								
Total Vehicles	34,874 count								
AADT:	1,203								
Volumes - weekly vehicle counts									
	Time	5 Day	7 Day						
Average Daily		1,226	1,165						
AM peak	8:00 to 9:00	114	96						
PM peak	5:00 to 6:00	111	96						
Speed									
Speed limit:		30 mph							
85th Percentile Speed:		29 mph							
Average Speed:		24.7 mph							
		Monday	Tuesday	Wednesday	Thursday	Friday	Saturday	Sunday	
Count over limit		500	526	375	411	483	492	394	
% over limit		9.5	9.2	8.2	7.6	8.4	10.6	11.4	
Avg speeder		32.3	32.1	32.3	32.0	32.2	32.2	32.4	