

TRAFFIC ANALYSIS REPORT

For Project: Roundhill Road South May 2020
Location/Name: Incoming Dir
Report Generated: 03/06/2020 12:48:48
Speed Intervals = 5 mph
Time Intervals = 5 minutes

Traffic Report From 01/05/2020 00:15:00 through 01/06/2020 00:10:00

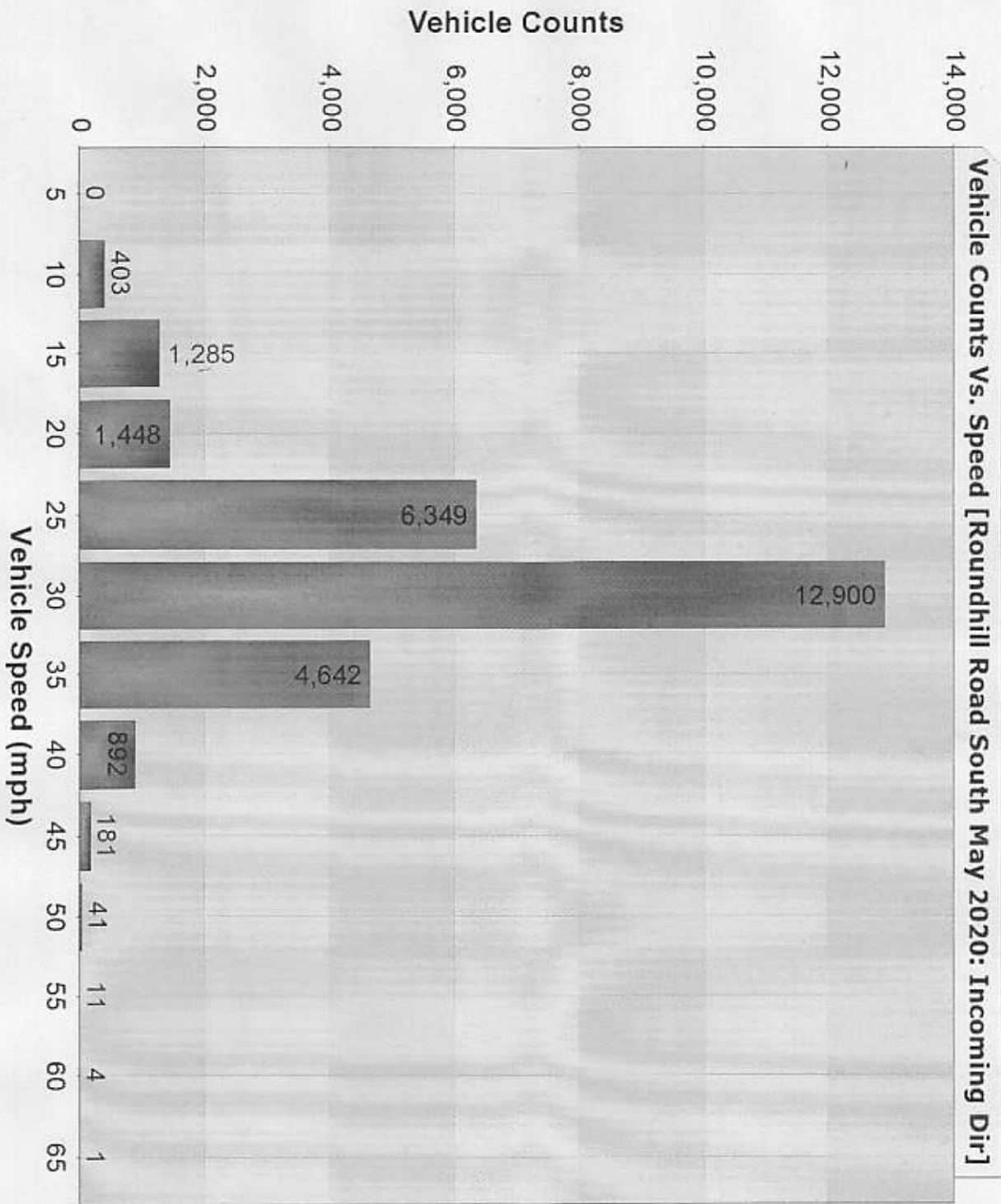
85th Percentile Speed = 31.7 mph
85th Percentile Vehicles = 23,933 counts
Max Speed = 65.0 mph on 29/05/2020 20:55:00
Total Vehicles = 28,157 counts
AADT: 908.4

Volumes - weekly vehicle counts

Average Daily	Time	5 Day	7 Day
AM peak	8:00 to 9:00	996	917
PM peak	5:00 to 6:00	77	69

Speed
Speed limit: 30 mph
85th Percentile Speed: 31.7 mph
Average Speed: 28.7 mph

	Monday	Tuesday	Wednesday	Thursday	Friday	Saturday	Sunday
Count over limit	731	745	820	858	976	950	692
% over limit	20.4	19.2	20.1	19.9	19.1	23.0	22.6
Avg speeder	33.3	33.4	33.1	33.1	33.3	33.2	33.2



28,157 Counts

TRAFFIC ANALYSIS REPORT

For Project: Hurworth Road West May 2020
 Location/Name: Incoming Dir
 Report Generated: 03/06/2020 12:54:20
 Speed Intervals = 5 mph
 Time Intervals = 5 minutes

Traffic Report From 01/05/2020 00:15:00 through 01/06/2020 00:20:02

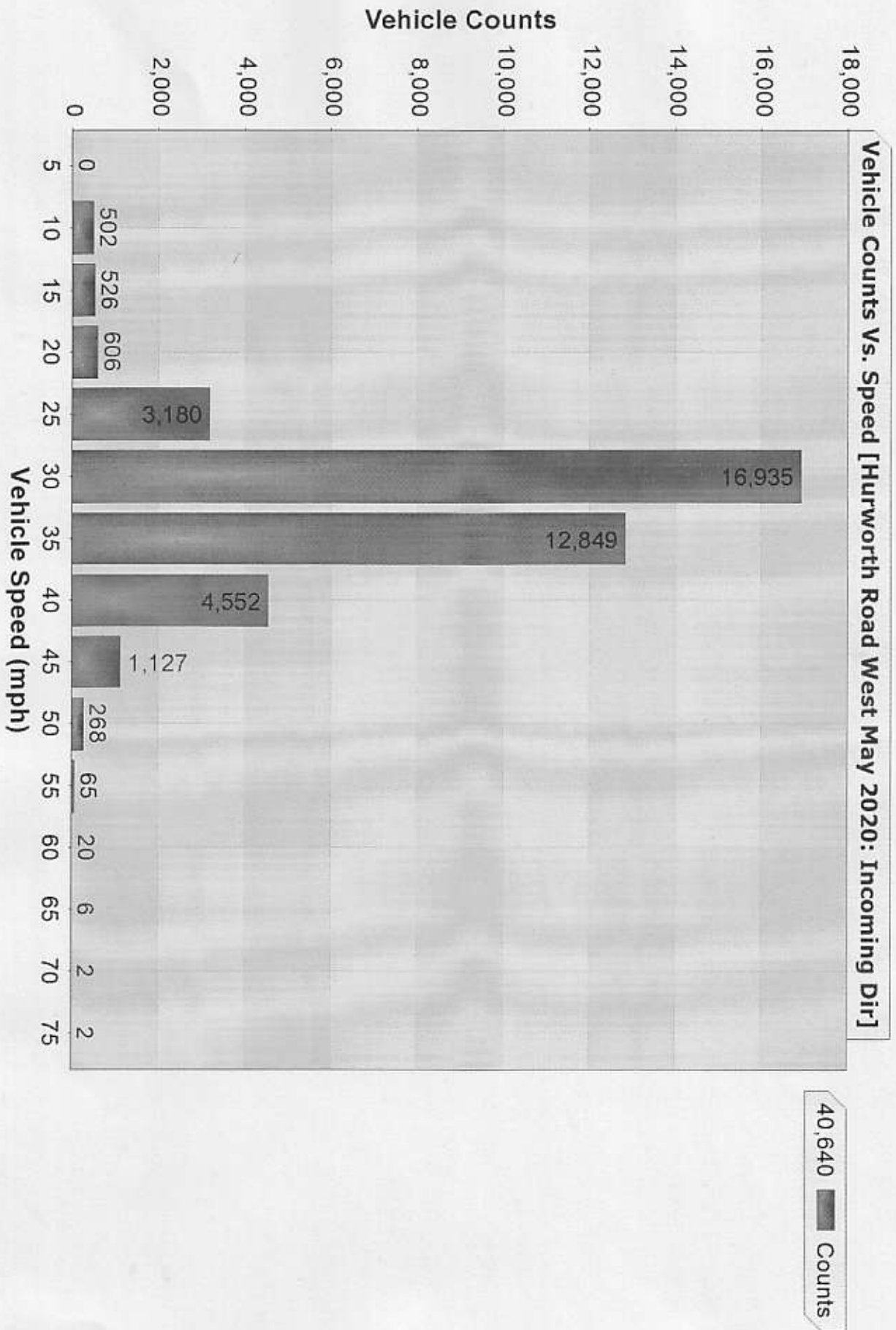
85th Percentile Speed = 35.0 mph
 85th Percentile Vehicles = 34,544 counts
 Max Speed = 75.0 mph on 12/05/2020 22:50:02
 Total Vehicles = 40,640 counts
 AADT: 1310.8

Volumes - weekly vehicle counts

Average Daily	Time	5 Day	7 Day
AM peak	8:00 to 9:00	85	72
PM peak	5:00 to 6:00	104	96

Speed
 Speed limit: 30 mph
 85th Percentile Speed: 35.0 mph
 Average Speed: 32.3 mph

	Monday	Tuesday	Wednesday	Thursday	Friday	Saturday	Sunday
Count over limit	2387	2460	2675	2820	3349	3000	2200
% over limit	46.7	44.5	46.2	46.3	46.3	48.9	46.2
Avg speeder	34.1	34.0	34.1	34.1	34.1	34.3	34.2



TRAFFIC ANALYSIS REPORT

For Project: Steel Bridge West May 2020
Location/Name: Incoming Dir
Report Generated: 03/06/2020 12:57:18
Speed Intervals = 5 mph
Time Intervals = 5 minutes

Traffic Report From 01/05/2020 00:15:00 through 01/06/2020 00:12:11

85th Percentile Speed = 32.3 mph
85th Percentile Vehicles = 18,397 counts
Max Speed = 60.0 mph on 09/05/2020 20:27:11
Total Vehicles = 21,644 counts
AADT: 698.2

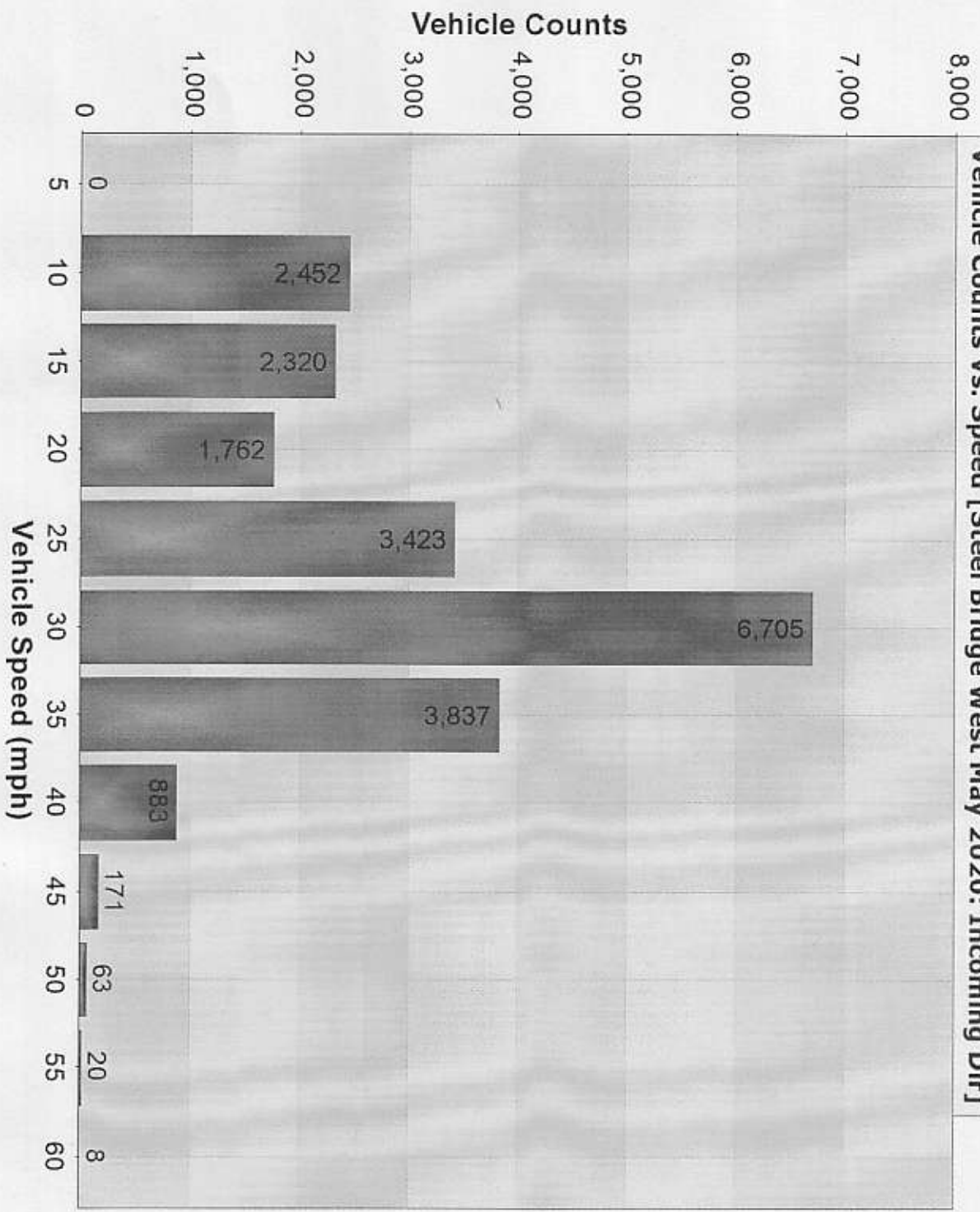
Volumes - weekly vehicle counts

Average Daily	Time	5 Day	7 Day
AM peak	8:00 to 9:00	729	701
PM peak	5:00 to 6:00	55	52

Speed
Speed limit: 30 mph
85th Percentile Speed: 32.3 mph
Average Speed: 26.0 mph

	Monday	Tuesday	Wednesday	Thursday	Friday	Saturday	Sunday
Count over limit	645	639	734	715	901	763	585
% over limit	24.0	22.0	23.9	23.4	25.1	21.3	21.3
Avg speeder	33.5	33.5	33.6	33.6	33.5	33.5	33.5

Vehicle Counts Vs. Speed [Steel Bridge West May 2020: Incoming Dir]



21,644 Counts